



West Virginia DEPARTMENT OF
EDUCATION

West Virginia General Summative Assessment Score Report

2022

WVGSA English Language Arts and Mathematics Assessment Results

Reported Lexile® Measure
700L

The number above provides your student's Lexile reading measure, which represents your student's reading ability on the Lexile scale. For more information about Lexile measures, be sure to view the supplemental Lexile and Quantile Pamphlet your student received and visit www.lexile.com.

Jennifer's Summary
This chart displays your student's performance on the most recently completed assessment. This information is for informational purposes only and was not administered in the current school year.

Jennifer's ELA Score
665 Meets Standard

Jennifer's ELA score is 665. This score is **lower than** the average score of seventh graders in the school, **higher than** that of seventh graders statewide, and **similar to** the state average.

A student's test score can vary if the test is taken several times. If your student were tested again, it is likely that Jennifer would receive a score between 640 and 690.

How Did Your Student Perform in the Different Areas of ELA?

Area	Performance
Reading Literary Text	Meets Standard
Reading Informational Text	Meets Standard
Writing and Language	Meets Standard
Writing Essay	Meets Standard

Frequently Asked Questions

Why is the West Virginia General Summative Assessment administered?
Each rigorous content area test is aligned to the state standards and designed to provide information about student performance. The results from this test, along with your student's performance in the classroom, will give you a more accurate picture of your student's progress toward graduating high school equipped with the knowledge and skills necessary for success.

What information does the test provide?
The assessment is like an academic checkup. It helps teachers and parents/guardians see how students performed after a year of learning. The results can reveal areas where your student is excelling and where your student may need extra help. They also provide valuable information your student's school can use to improve student learning to ensure all students are ready for college and careers when they graduate high school.

West Virginia DEPARTMENT OF EDUCATION

Page 4 of 4

Student Name: Jennifer S. Doe
Student ID: 9999123456
Grade: 7
Test Date: Spring 2022

School: Demo School (123-456)
District: Demo District (123)

West Virginia DEPARTMENT OF EDUCATION

West Virginia General Summative ELA & Mathematics Assessment Results


In Spring 2022, Jennifer participated in the administration of the West Virginia General Summative Assessment. The West Virginia Department of Education is pleased to provide you this report on Jennifer's performance on the English language arts (ELA) and mathematics tests.

These online tests are designed to measure student performance on our ELA and mathematics standards in Grades 3-8.

The results from these assessments are an important component of how schools assess students' achievement from the previous school year and plan to assist students in the current school year.

This four-page report includes Jennifer's individual student reports for the ELA and mathematics tests taken this past spring. While information in this report is reflective of the last school year, the information is vital to improving Jennifer's achievement during this school year.

We encourage you to use this report to start a conversation about Jennifer's progress in school so together we can provide the best education for our students as we address learning gaps that might exist.

Sincerely,

W. Clayton Burch
State Superintendent of Schools

What does this tell you about Jennifer?

Scores for ELA
Scores for Math
Ideas for Help

For additional information:
www.wvde.us/assessment

Grade 7
2021-2022

West Virginia DEPARTMENT OF EDUCATION

Page 1 of 4

WVGSA ELA and Mathematics Assessment Results

Mathematics Score

**School Average: 600
**State Average: 561
**District Average: 540

Jennifer's score in mathematics is **560, which Meets Standard**

Exceeds Standard The student generally demonstrates a thorough understanding of, and ability to apply, grade-level math knowledge, skills, and abilities relative to the West Virginia College- and Career-Readiness Standards for Mathematics.

Meets Standard The student generally demonstrates an adequate understanding of, and ability to apply, grade-level math knowledge, skills, and abilities relative to the West Virginia College- and Career-Readiness Standards for Mathematics.

Partially Meets Standard The student generally demonstrates an incomplete understanding of, and ability to apply, grade-level math knowledge, skills, and abilities relative to the West Virginia College- and Career-Readiness Standards for Mathematics.

Does Not Meet Standard The student generally demonstrates a minimal understanding of, and ability to apply, grade-level math knowledge, skills, and abilities relative to the West Virginia College- and Career-Readiness Standards for Mathematics.

The Different Areas of Mathematics?

Your student can almost always compute unit rates, recognize proportional relationships, and make and justify assumptions to simplify a complicated situation using proportional reasoning.

Our student can often create equivalent ratios and expressions, use them to solve problems, and generate equations and inequalities using variables to solve multi-problems.

Student sometimes may recognize 2- and 3-dimensional figures and given geometric area, and volume.

Student can often find probability experimentally, develop a model for compound events, and determine theoretical probability.

Students may have trouble with well-structured problems, using prior knowledge, models, or analyzing scenarios.

Students often explain math concepts, problems, support his or her reasoning, and use others' reasoning.

Next Steps

With your student, find the price of a common product and write the price of buying x copies of the product as an equation.

With your student, express percentage increases in different but equivalent forms; for example, a 7% increase in m is 1.07m or m(1 + 0.07).

With your student, identify and memorize the equations for the area and the circumference of a circle. $A = \pi r^2$; $C = 2\pi r$

With your student, find the experimental and theoretical probability of drawing a nine out of a deck of playing cards.

With your student, discuss examples of how scale drawings, estimating costs, etc.

With your student, practice explaining the mathematics setup in multi-step word problems and the solution processes in detail.

West Virginia DEPARTMENT OF EDUCATION

Page 3 of 4

Student Name: John Doe
Student ID: TTTTTTTT
Grade: 05
Test Date: Spring 2022

School: Sample School (077-077-701)
District: Sample County (077)

West Virginia DEPARTMENT OF EDUCATION

West Virginia General Summative Science Assessment Results

In Spring 2022, John participated in the administration of the West Virginia General Summative Assessment. The West Virginia Department of Education is pleased to provide you this report on John's performance on the science test.

These online tests are designed to measure student performance on our science standards in Grades 5 and 8.

The results from these assessments are an important component of how schools assess students' achievement from the previous school year and plan to assist students in the current school year.

This two-page report includes John's individual student results for the science test taken this past spring. While information in this report is reflective of the last school year, the information is vital to improving John's achievement during this school year.

We encourage you to use this report to start a conversation about John's progress in school so together we can provide the best education for our students as we address learning gaps that might exist.

Sincerely,

W. Clayton Burch
State Superintendent of Schools

What does this tell you about John?

Scores for Science

Ideas for Help

For additional information:
www.wvde.us/assessment

Grade 5

2021-2022

Frequently Asked Questions

Why is the WVGA Science administered?
The test is given in Grades 5 and 8 and is designed to assess your student's knowledge of 3-5 and 6-8 science content standards respectively. Results from the test together with classroom performance creates an accurate picture of your student's progress toward graduation and college and career readiness.

What information does the test provide?
The test is like an academic checkup. It helps parents/guardians and teachers see how students performed and can reveal areas where your student is excelling or needs help. The results can be used by the school to make changes to ensure all students are ready for college and careers when they graduate.

How should I use this report?
The report provides a basis for conversations with your student's teachers and principal about science instruction. As parents and guardians, your involvement is key to your student's success in the classroom and beyond. Additional resources are available from your student's school and by visiting <https://wvde.us/assessment/learn-more-about-testing/>.

West Virginia Department of Education

Page 1 of 2

West Virginia DEPARTMENT OF EDUCATION

John's Science Score

594

Exceeds Standard

John's Science score is 594. This score is **higher than** the average score of fifth graders in the school, **higher than** that of fifth graders in the district, and **higher than** that of fifth graders statewide.

A student's test score can vary if the test is taken several times. If your student were tested again, it is likely that John would receive a score between 587 and 600.

*Calculated with public school students only
*Calculated with students in this school

*District Average: 540
*State Average: 546
*School Average: 541

John's score in science is 594, which Exceeds Standard

600 Exceeds Standard The student generally demonstrates a thorough understanding of, and ability to apply, grade-level science knowledge, skills, and abilities relative to the Next Generation Content Standards and Objectives for Science.

568 Meets Standard The student generally demonstrates an adequate understanding of, and ability to apply, grade-level science knowledge, skills, and abilities relative to the Next Generation Content Standards and Objectives for Science.

555 Partially Meets Standard The student generally demonstrates an incomplete understanding of, and ability to apply, grade-level science knowledge, skills, and abilities relative to the Next Generation Content Standards and Objectives for Science.

537 Does Not Meet Standard The student generally demonstrates a minimal understanding of, and ability to apply, grade-level science knowledge, skills, and abilities relative to the Next Generation Content Standards and Objectives for Science.

500

How Did Your Student Perform in the Different Areas of Science?

Life Sciences
Below Mastery |  At/Near Mastery | Above Mastery

Physical Sciences
Below Mastery |  At/Near Mastery | Above Mastery

Space Sciences
Below Mastery |  At/Near Mastery | Above Mastery

Next Steps

The Next Steps section suggests ways to research applicable science topics online. She ending in gov. edu, and (sometimes) org often provide good information. Check that the sites identify authors whose credentials reflect relevant expertise and provide information rather than opinions.

With your student, discuss the producers, consumers, decomposers, and nonliving matter in a familiar ecosystem. Analyze how the organisms' traits support their survival in the ecosystem. Predict how organisms would survive in different environments. Search "ecosystem cycles" online to support the discussion.

With your student, design and conduct an experiment to show if mixing kitchen substances causes chemical changes. Baking soda and salt. Search "virtual lab" online for a list of data to collect. Push objects to see how motion changes when forces are applied.

With your student, search "seasons" interactive" online. Display data graphically to show how Earth's movement around the sun affects seasons and global temperature. Draw a picture or write a paragraph about how a drop of water travels through the atmosphere, hydrosphere, and atmosphere.

West Virginia Department of Education

What is the West Virginia General Summative Assessment?

The West Virginia General Summative Assessment (WVGSA) is a standardized test designed to provide a snapshot of student progress toward college- and career-readiness in the tested content areas. The WVGSA tests students in Grades 3-8 in English language arts and mathematics. It also tests students in Grades 5 and 8 in science.

Who takes the West Virginia General Summative Assessment?

The WVGSA is taken by students in Grades 3-8.

When is the West Virginia General Summative Assessment administered?

The WVGSA is administered annually in the spring of the school year and results are shared with parents in the fall of the next school year.

How much time does the West Virginia General Summative Assessment take?

The WVGSA takes about 4.5 hours to administer. The times vary as the test is untimed and students may take more or less time to finish.

How are the results from the West Virginia General Summative Assessment used?

The results from the WVGSA are used for long-range planning and for state accountability.



West Virginia DEPARTMENT OF
EDUCATION



West Virginia General Summative Assessment Score Report

Page 1

Student
Information

Superintendent's
Greeting

Student Name: Jennifer S. Doe
Student ID: 9999123456
Grade: 7
Test Date: Spring 2022
School: Demo School (123-456)
District: Demo District (123)

 **West Virginia DEPARTMENT OF
EDUCATION** 


In Spring 2022, Jennifer participated in the administration of the West Virginia General Summative Assessment. The West Virginia Department of Education is pleased to provide you this report on Jennifer's performance on the English language arts (ELA) and mathematics tests.

These online tests are designed to measure student performance on our ELA and mathematics standards in Grades 3-8.

The results from these assessments are an important component of how schools assess students' achievement from the previous school year and plan to assist students in the current school year.

This four-page report includes Jennifer's individual student reports for the ELA and mathematics tests taken this past spring. While information in this report is reflective of the last school year, the information is vital to improving Jennifer's achievement during this school year.

We encourage you to use this report to start a conversation about Jennifer's progress in school so together we can provide the best education for our students as we address learning gaps that might exist.

Sincerely,

W. Clayton Burch
State Superintendent of Schools

**West Virginia General Summative
ELA & Mathematics
Assessment Results**

What does this tell you
about Jennifer?


Scores
for
ELA

Scores
for
Math

Ideas
for
Help

For additional information:
www.wvde.us/assessment

**Grade
7
2021-2022**

 **West Virginia DEPARTMENT OF
EDUCATION**

Page 1 of 4

Page 1 of this report gives Student Information and a greeting from the state superintendent of schools.



West Virginia DEPARTMENT OF
EDUCATION

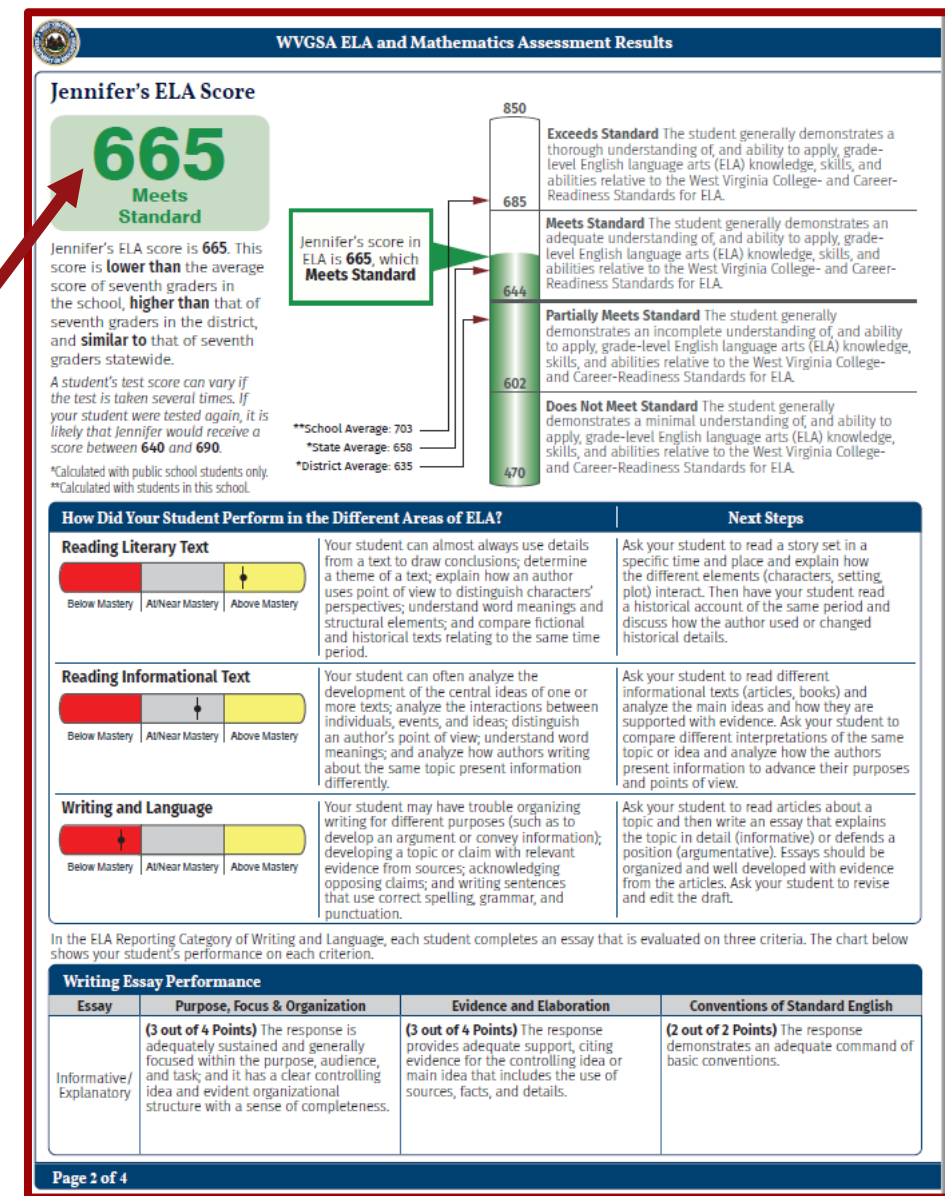
West Virginia General Summative Assessment Score Report

Page 2 – ELA Scores

Page 2 of this score report is all about your student's English language arts score.

You will find:

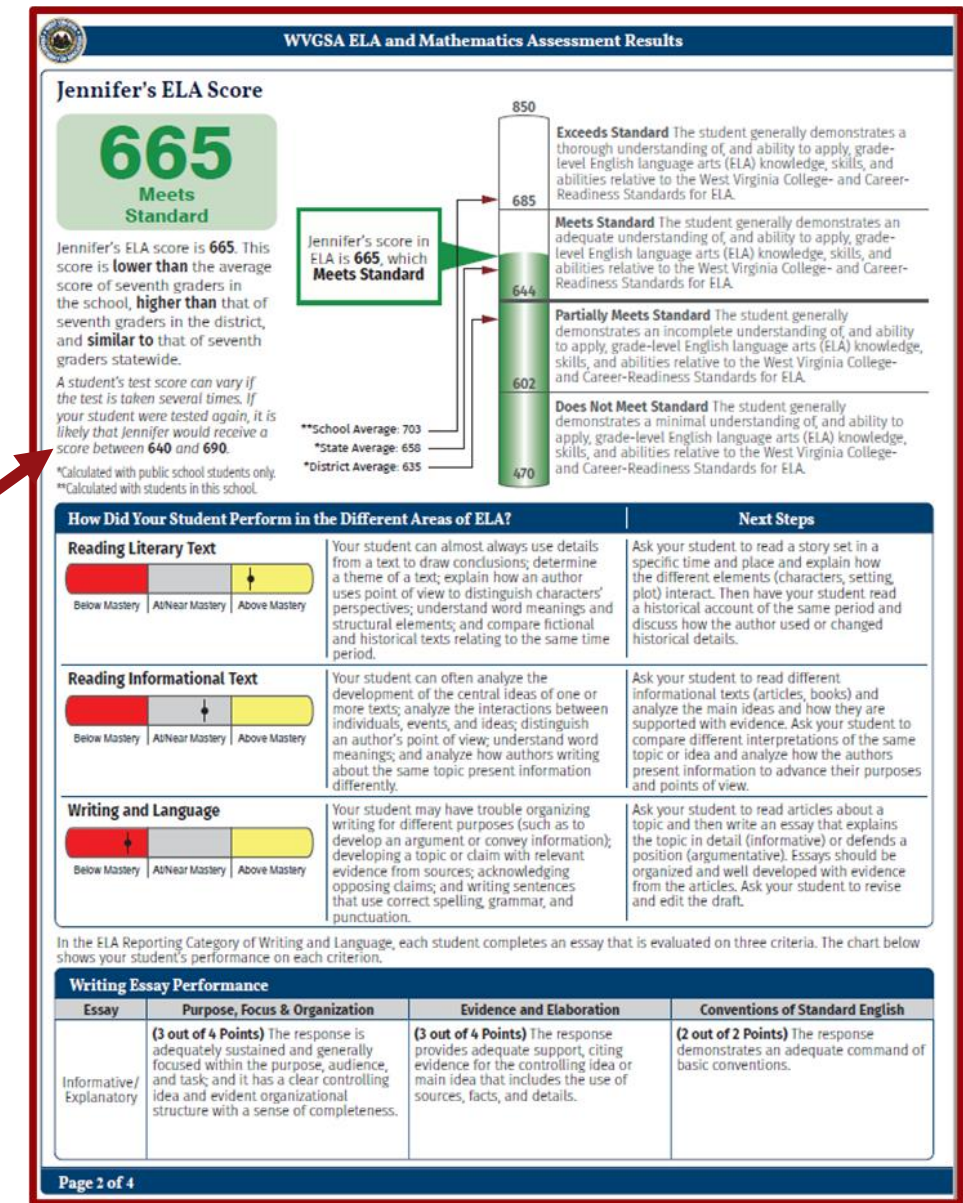
- Your student's ELA score and achievement level



Page 2 of this score report is all about your student's English language arts score.

You will find:

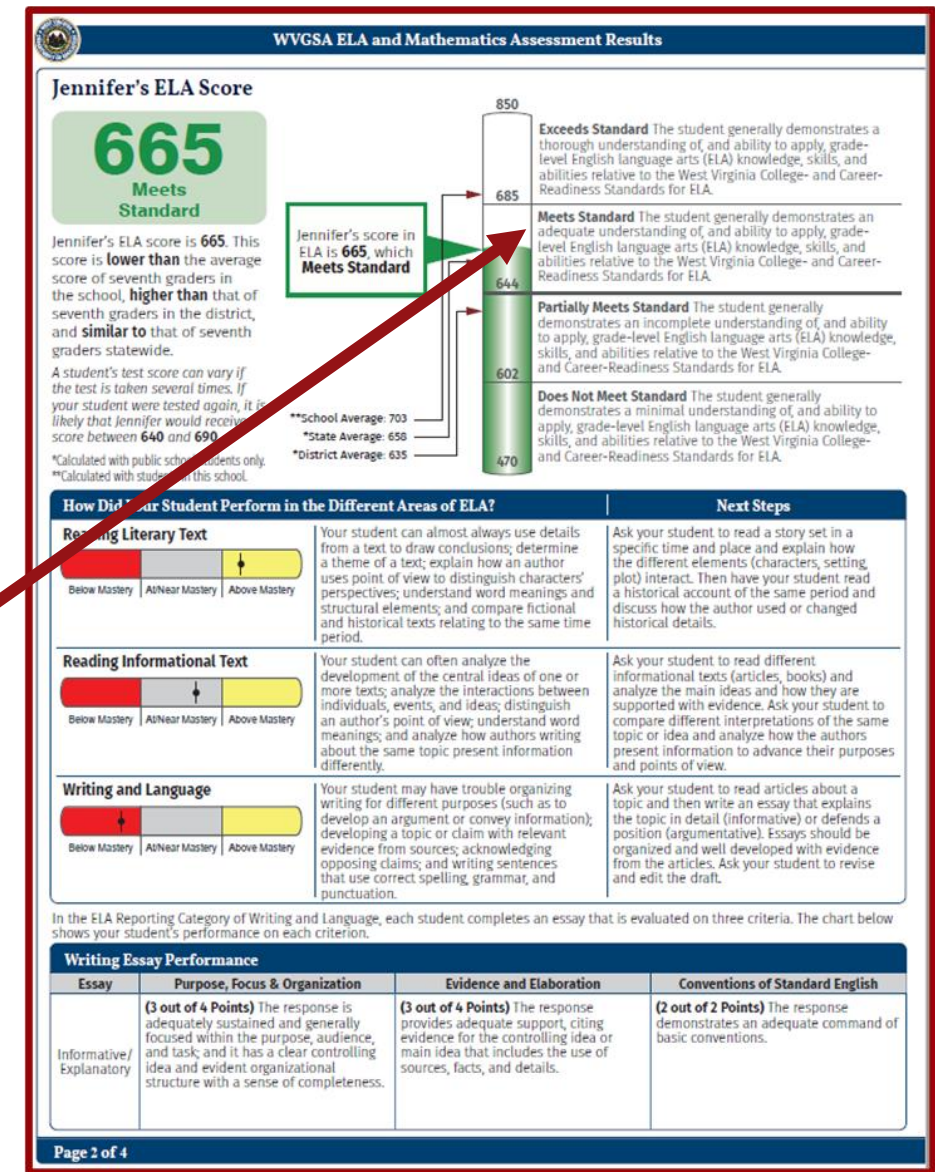
- Your student's ELA score and achievement level
- Which students are included in state, district and school averages



Page 2 of this score report is all about your student's English language arts score.

You will find:

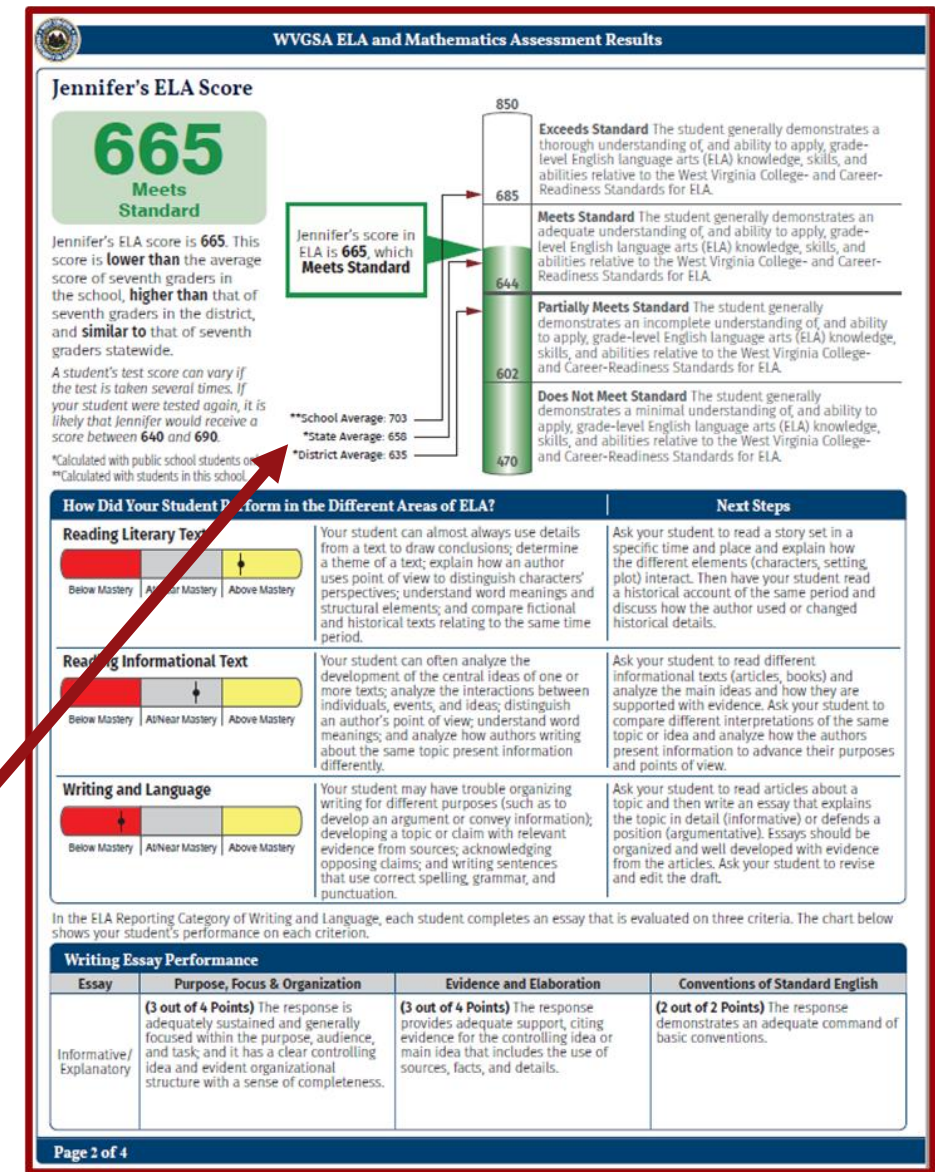
- Your student's ELA score and achievement level
- Which students are included in state, district and school averages
- Your student's achievement level description



Page 2 of this score report is all about your student's English language arts score.

You will find:

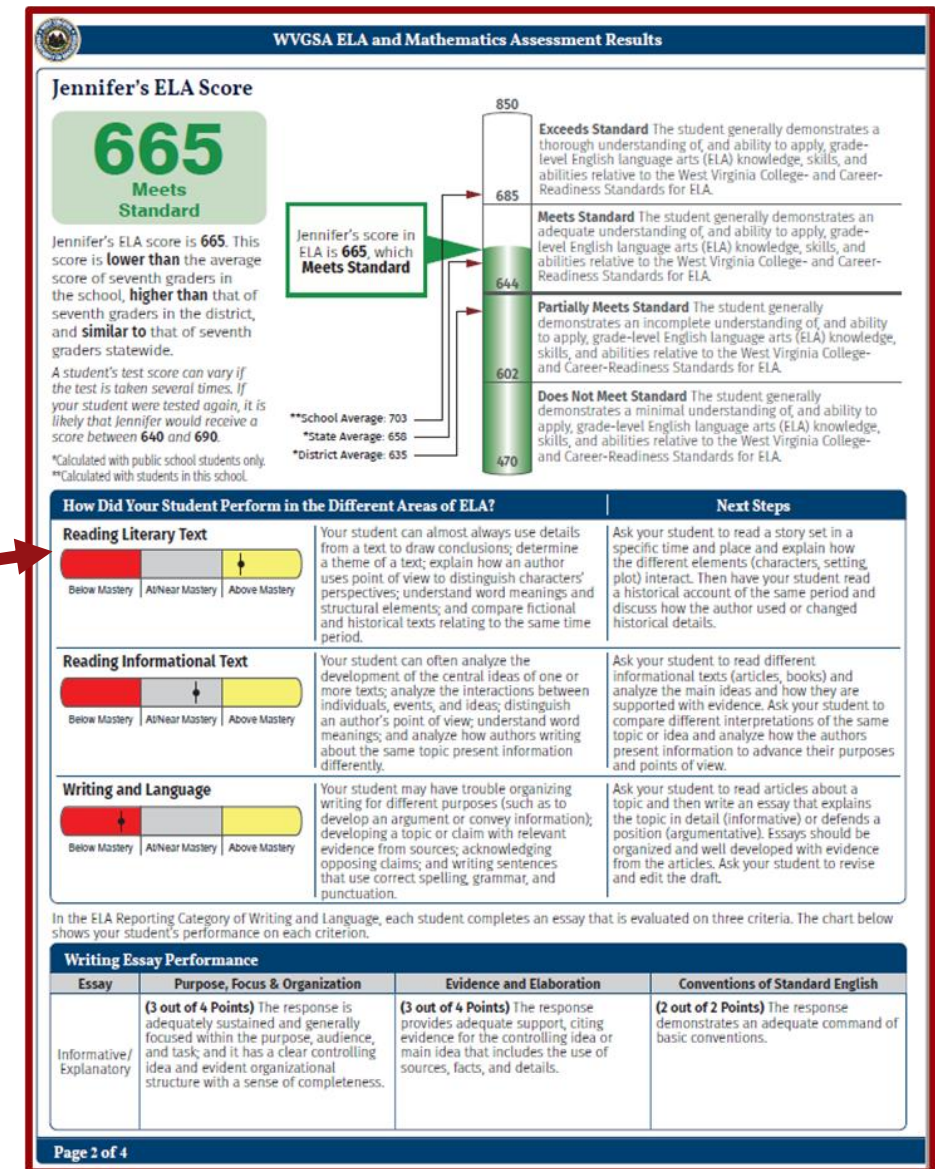
- Your student's ELA score and achievement level
- Which students are included in state, district and school averages
- Your student's achievement level description
- The average ELA scores for your student's grade at the school level, the district/county level, and the state level



Page 2 of this score report is all about your student's English language arts score.

You will find:

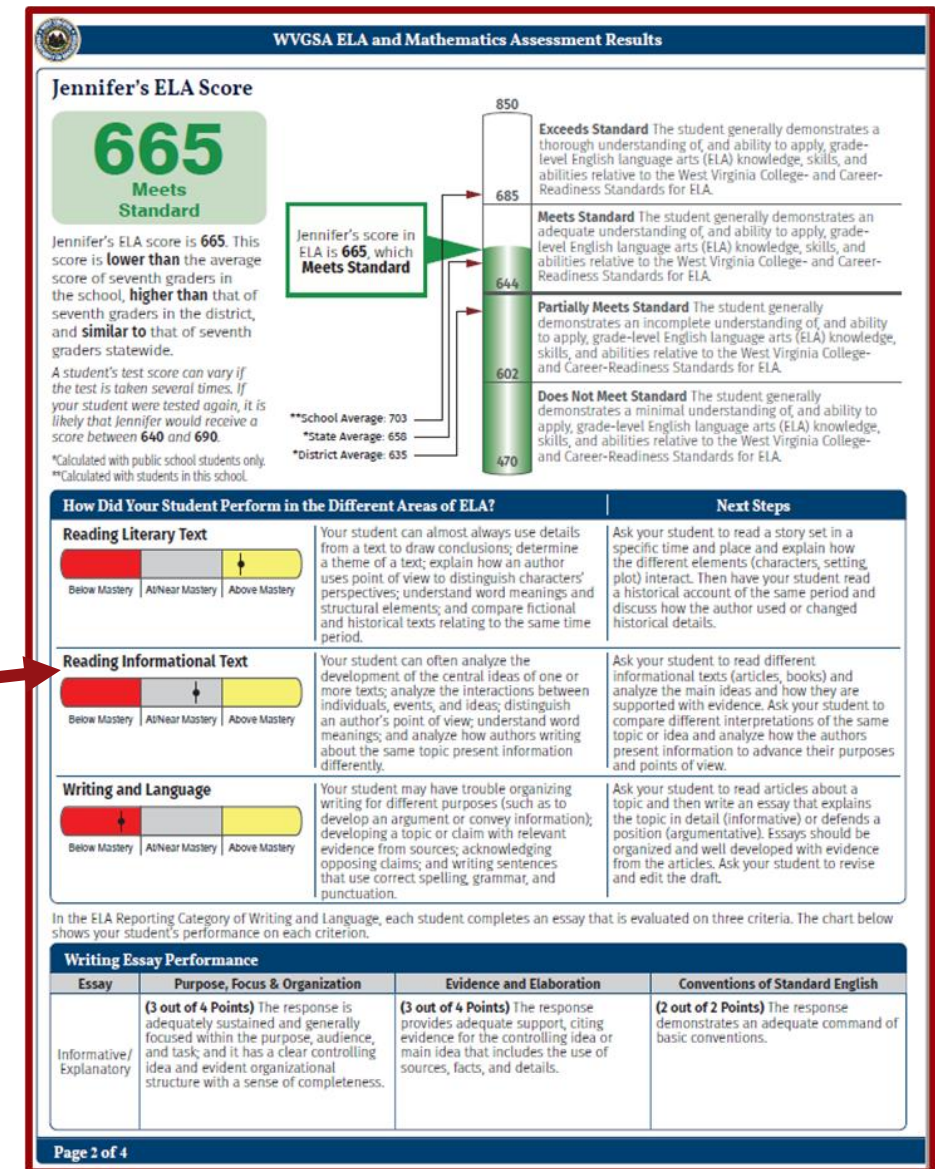
- Your student's performance in the different reporting categories for ELA.
- Reading Literary Text



Page 2 of this score report is all about your student's English language arts score.

You will find:

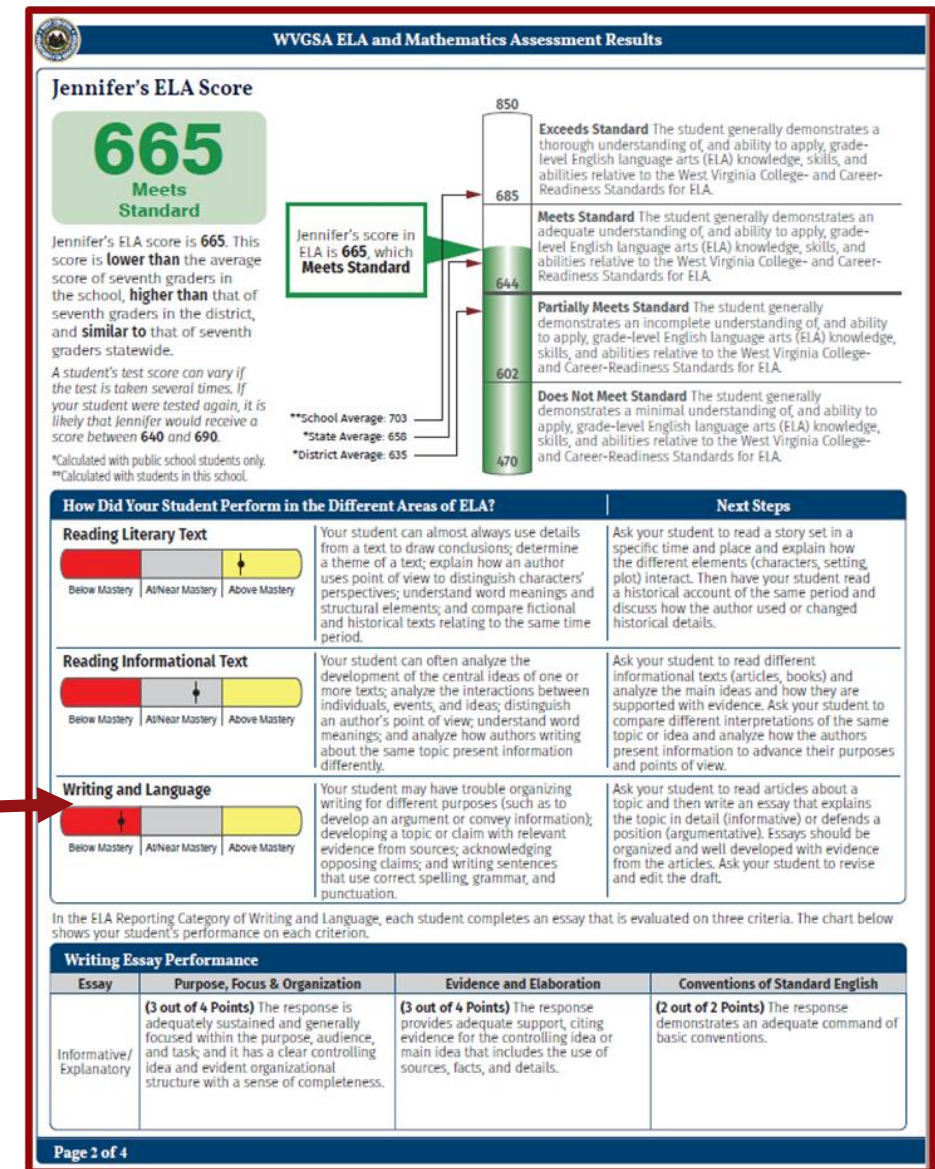
- Your student's performance in the different reporting categories for ELA.
- Reading Literary Text
- Reading Informational Text



Page 2 of this score report is all about your student's English language arts score.

You will find:

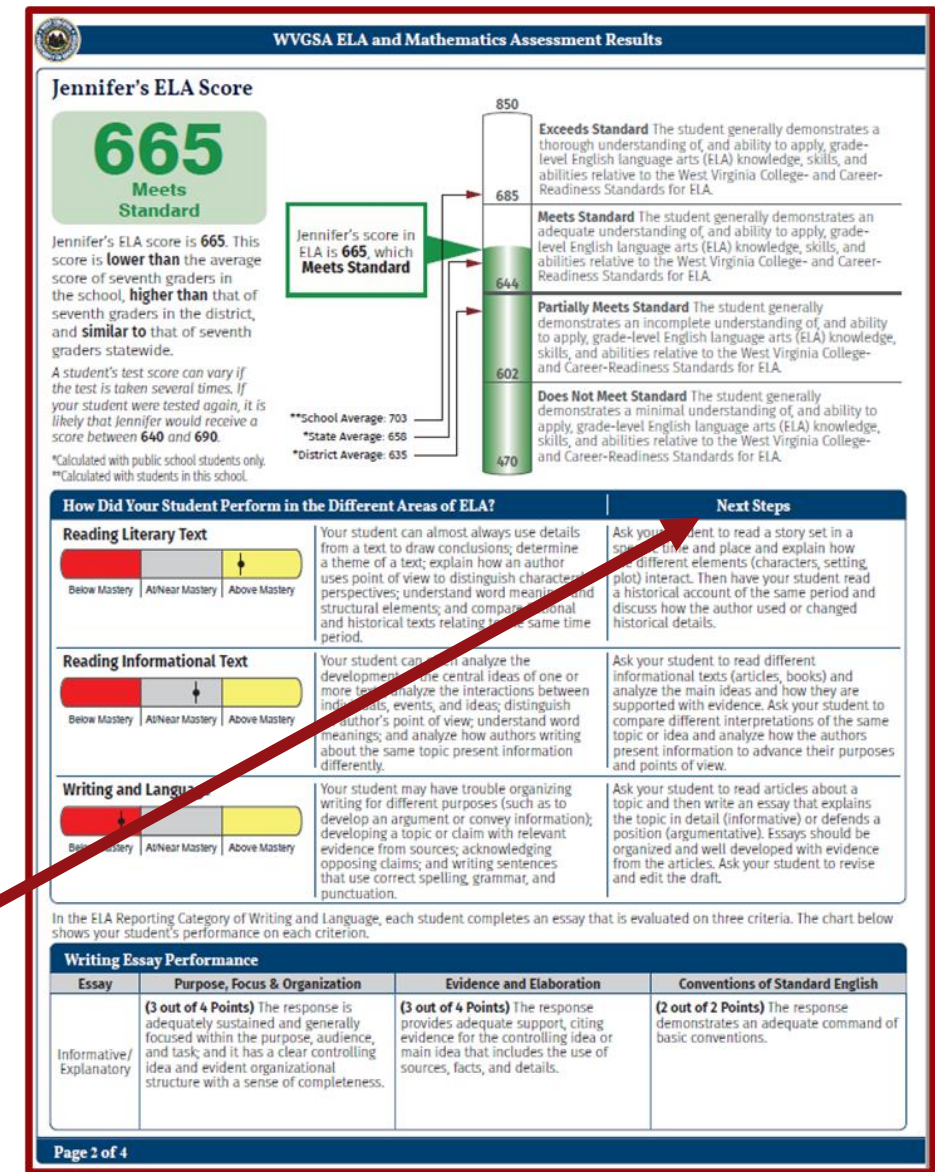
- Your student's performance in the different reporting categories for ELA .
 - Reading Literary Text
 - Reading Informational Text
 - Writing and Language



Page 2 of this score report is all about your student's English language arts score.

You will find:

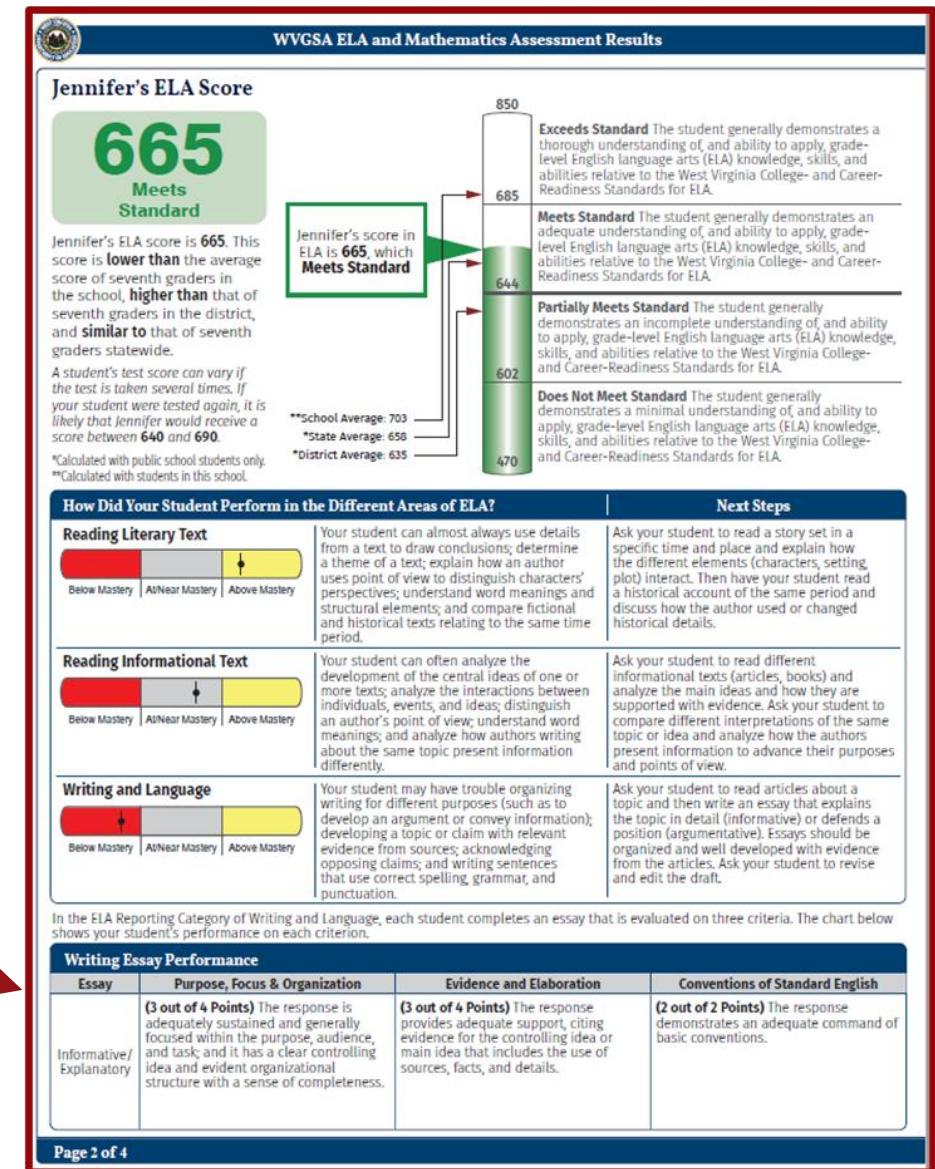
- Your student's performance in the different reporting categories for ELA
 - Reading Literary Text
 - Reading Informational Text
 - Writing and Language
- Suggested next steps for you and your student to complete at home for each of these reporting categories



Page 2 of this score report is all about your student's English language arts score.

You will find:

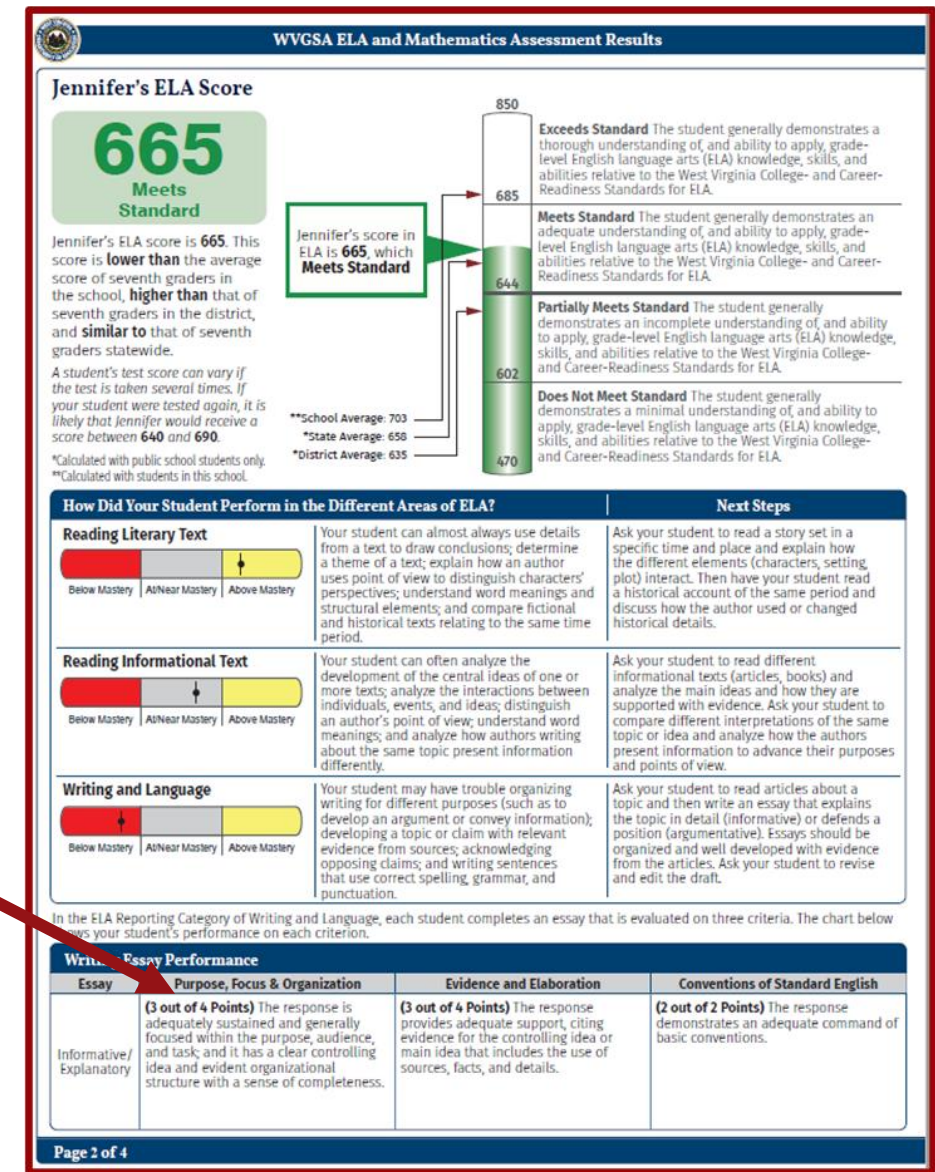
- Your student's performance in the three scoring components of the essay portion of the ELA assessment



Page 2 of this score report is all about your student's English language arts score.

You will find:

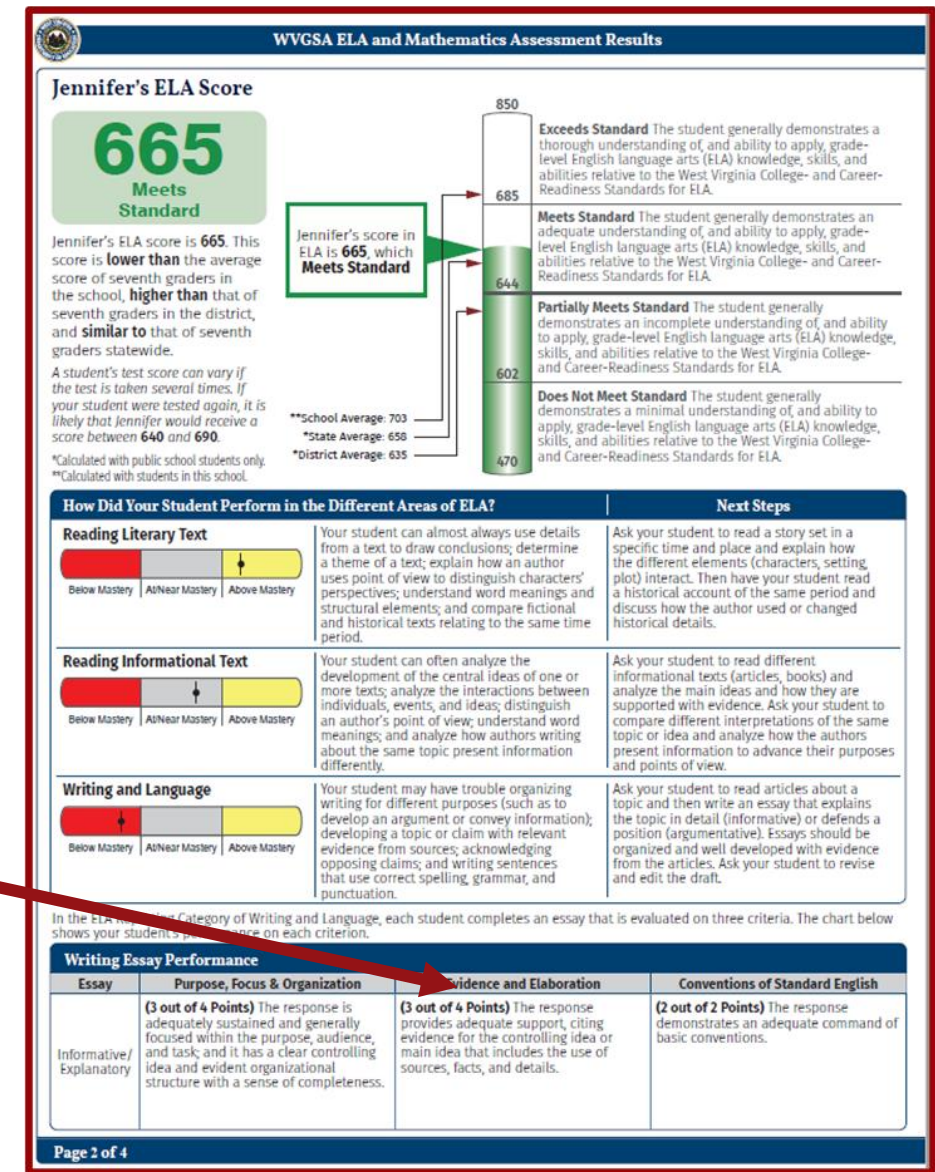
- Your student's performance in the three scoring criteria of the essay portion of the ELA assessment
 - Purpose, Focus, & Organization



Page 2 of this score report is all about your student's English language arts score.

You will find:

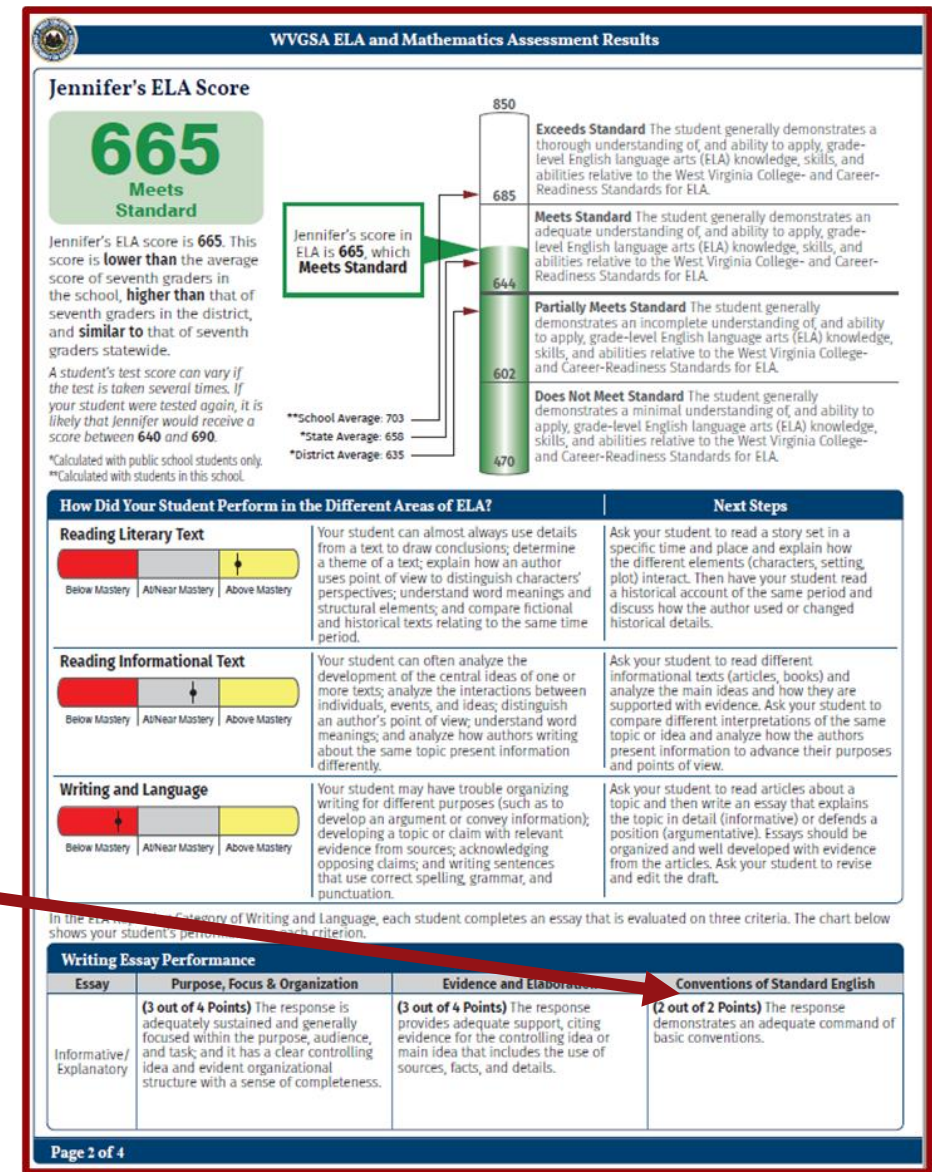
- Your student's performance in the three scoring criteria of the essay portion of the ELA assessment
 - Purpose, Focus, & Organization
 - Evidence and Elaboration



Page 2 of this score report is all about your student's English language arts score.

You will find:

- Your student's performance in the three scoring criteria of the essay portion of the ELA assessment
 - Purpose, Focus, & Organization
 - Evidence and Elaboration
 - Conventions of Standard English





West Virginia DEPARTMENT OF
EDUCATION

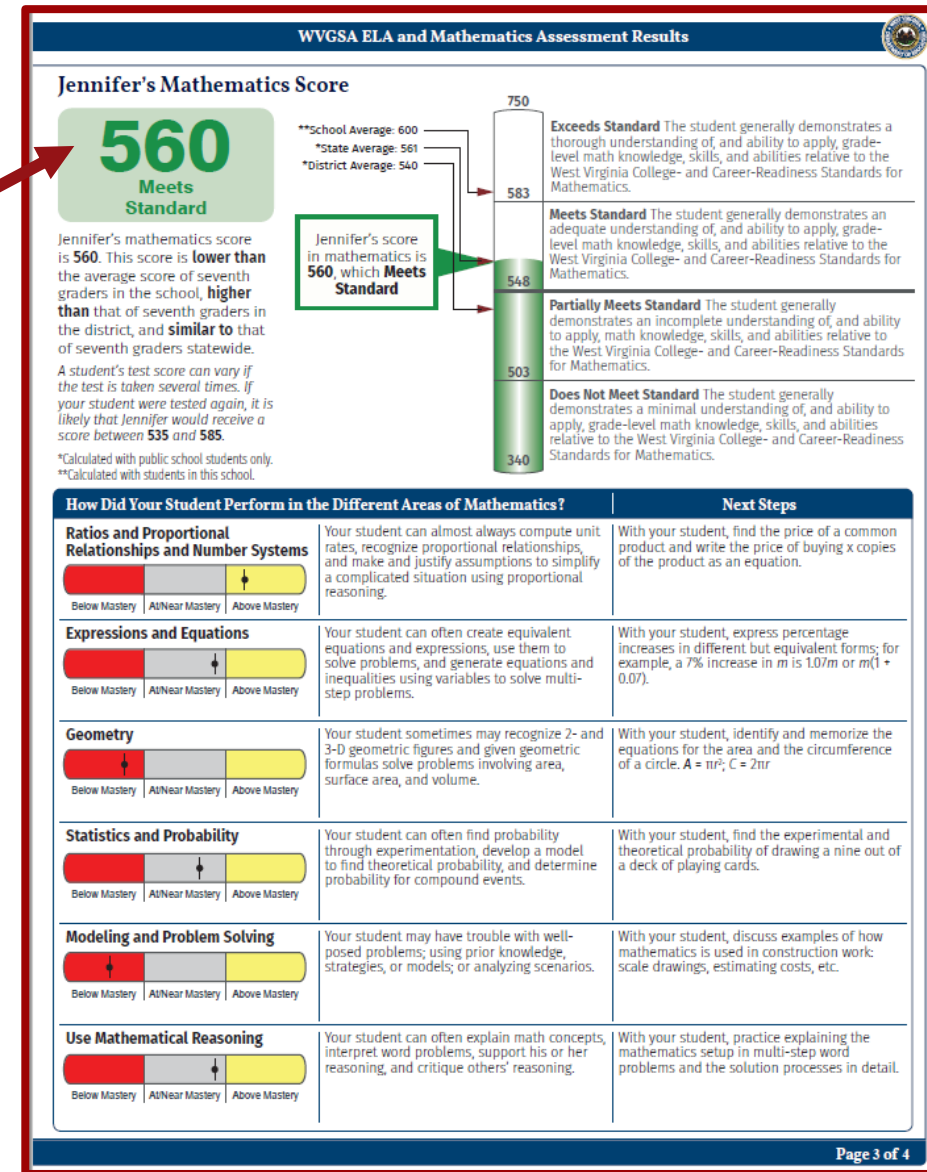
West Virginia General Summative Assessment Score Report

Page 3 - Mathematics

Page 3 of this score report is all about your student's mathematics score.

You will find:

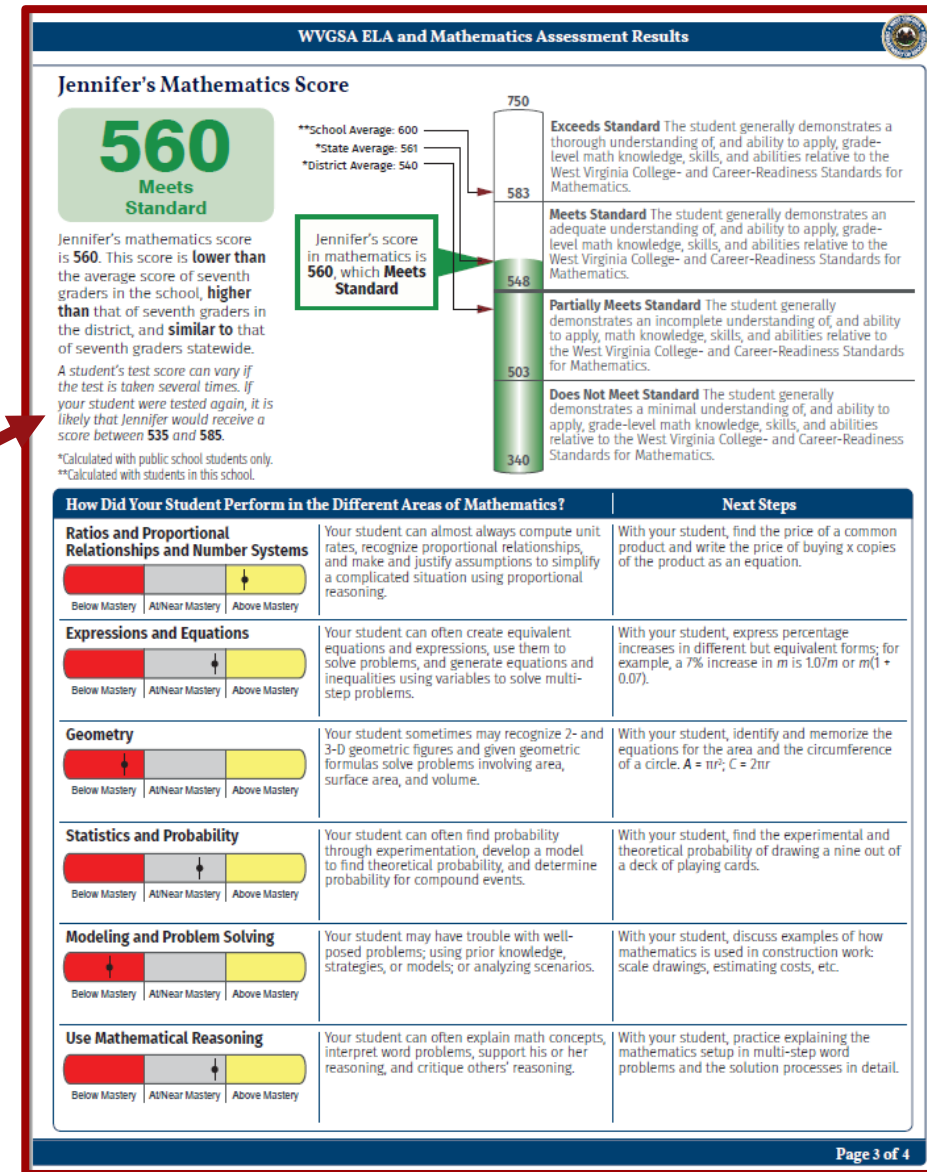
- Your student's mathematics score and achievement level



Page 3 of this score report is all about your student's mathematics score.

You will find:

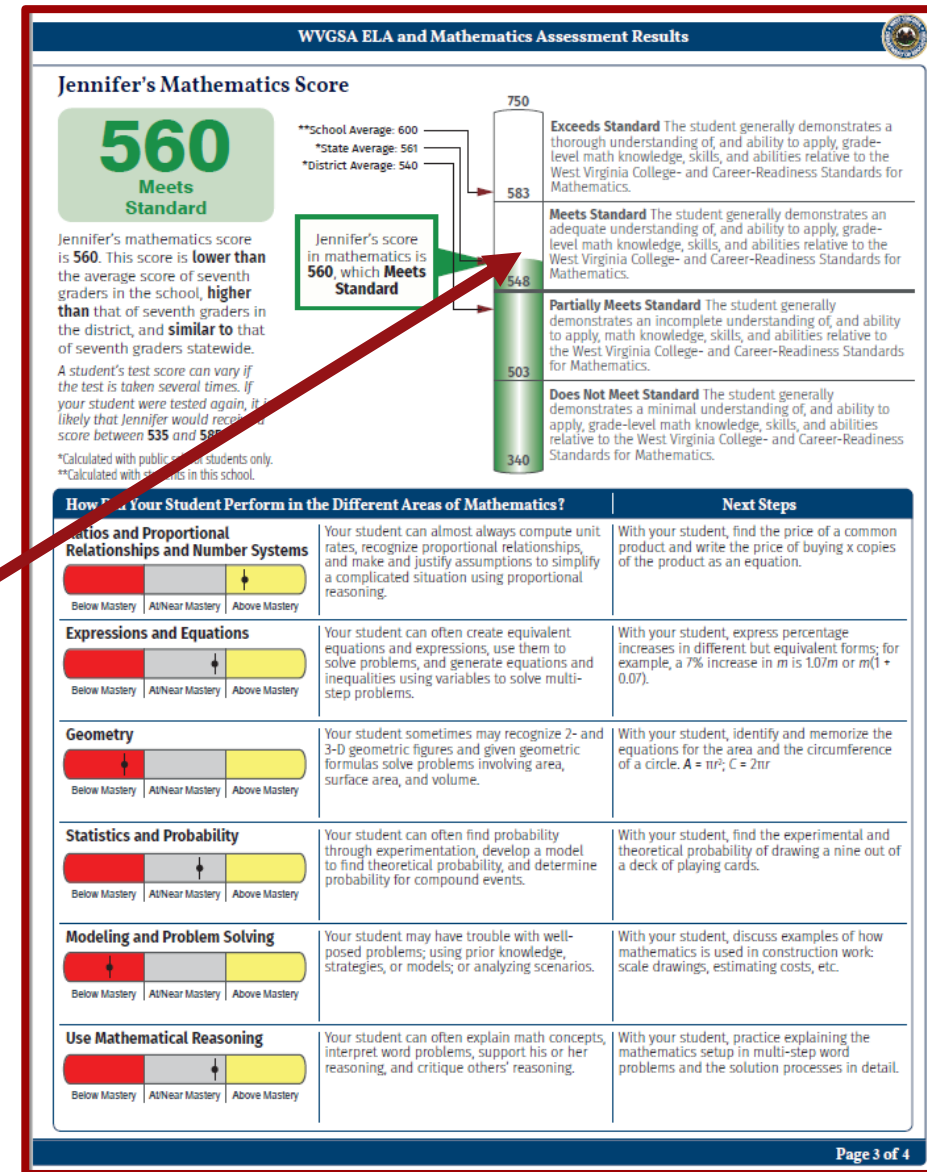
- Your student's mathematics score and achievement level
- Which students are included in state, district and school averages



Page 3 of this score report is all about your STUDENT's mathematics score.

You will find:

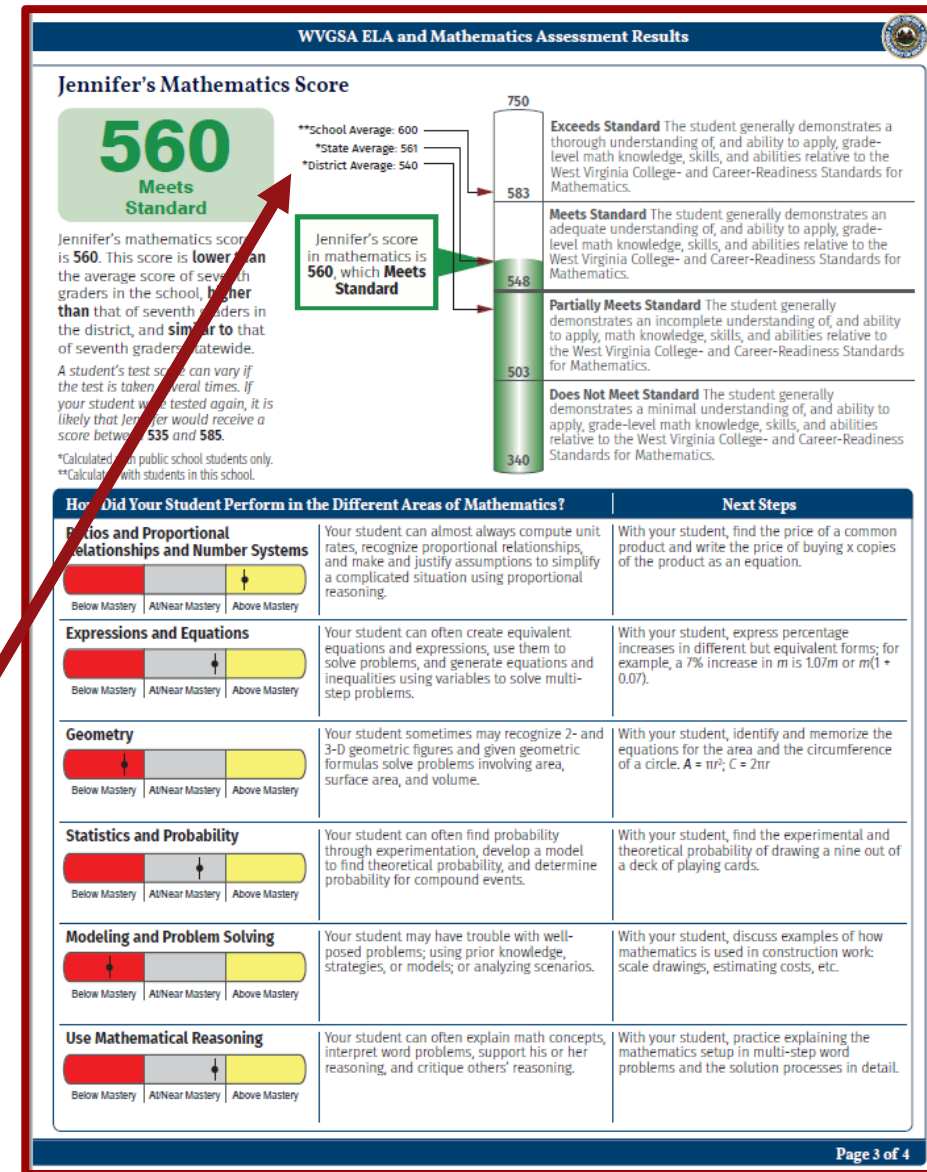
- Your student's mathematics score and achievement level
- Which students are included in state, district and school averages
- Your student's achievement level description



Page 3 of this score report is all about your student's mathematics score.

You will find:

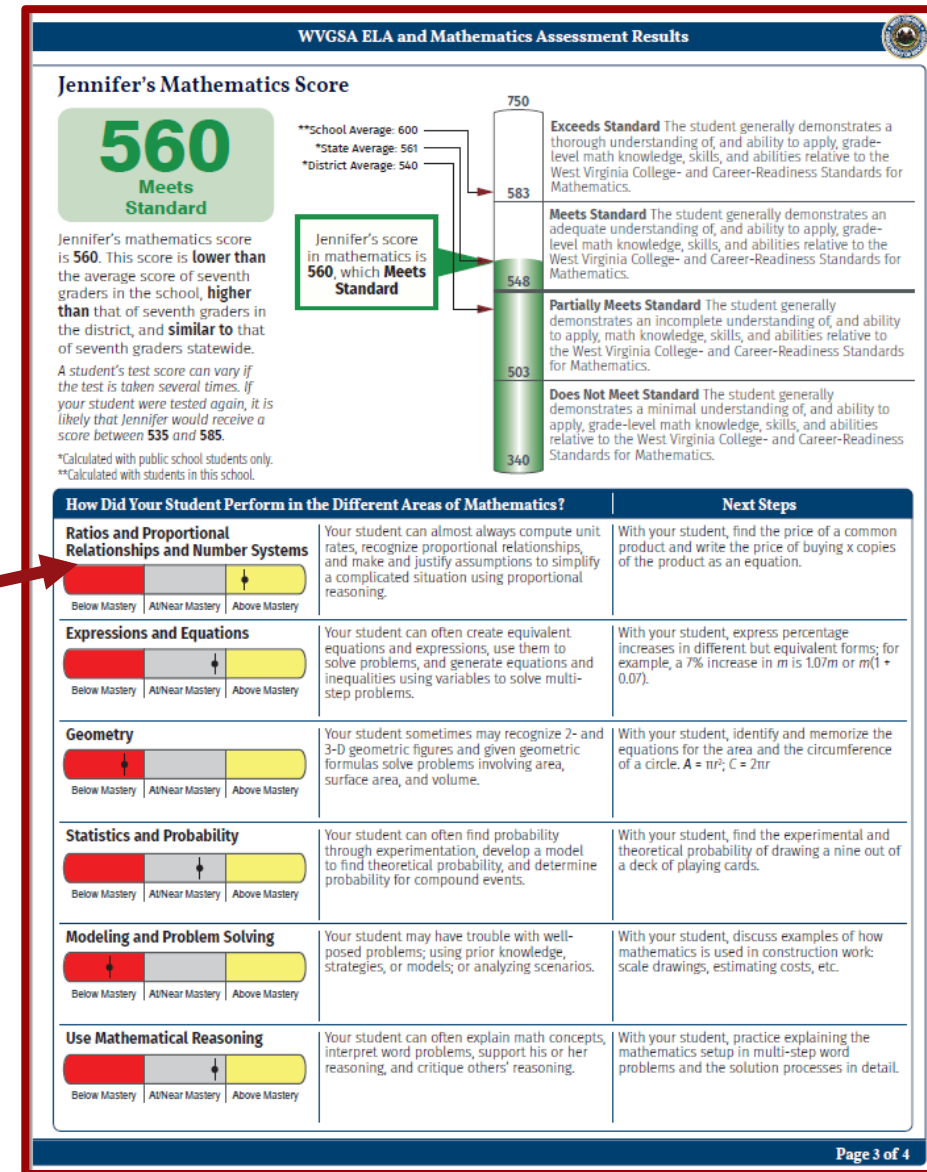
- Your student's mathematics score and achievement level
- Which students are included in state, district and school averages
- Your student's achievement level description
- The average mathematics scores for your student's grade at the school level, the district/county level, and the state level



Page 3 of this score report is all about your student's mathematics score.

You will find:

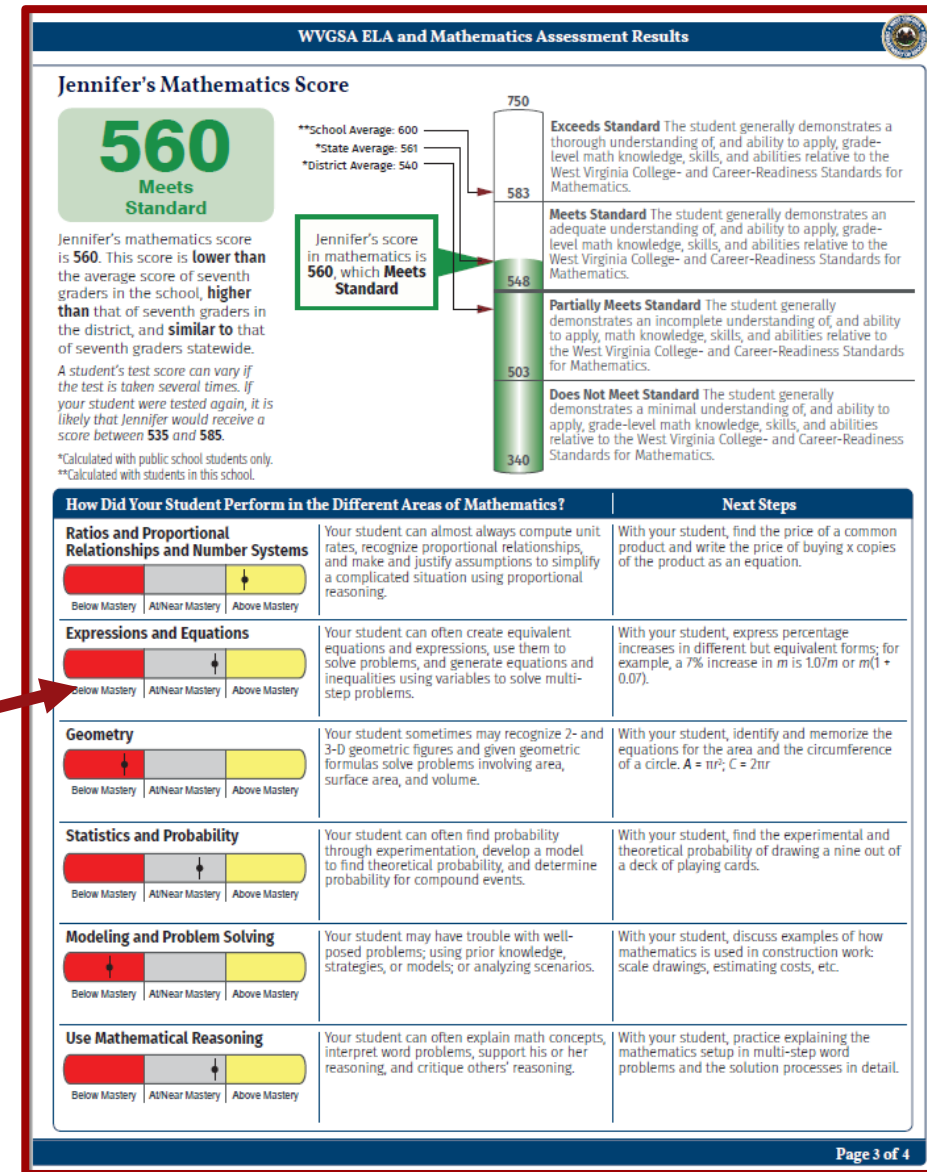
- Your student's performance in the different reporting categories for mathematics (Note: this is a Grade 7 example; reporting categories for your student's grade may be different.)
 - Ratios and Proportional Relationships and Number Systems



Page 3 of this score report is all about your student's mathematics score.

You will find:

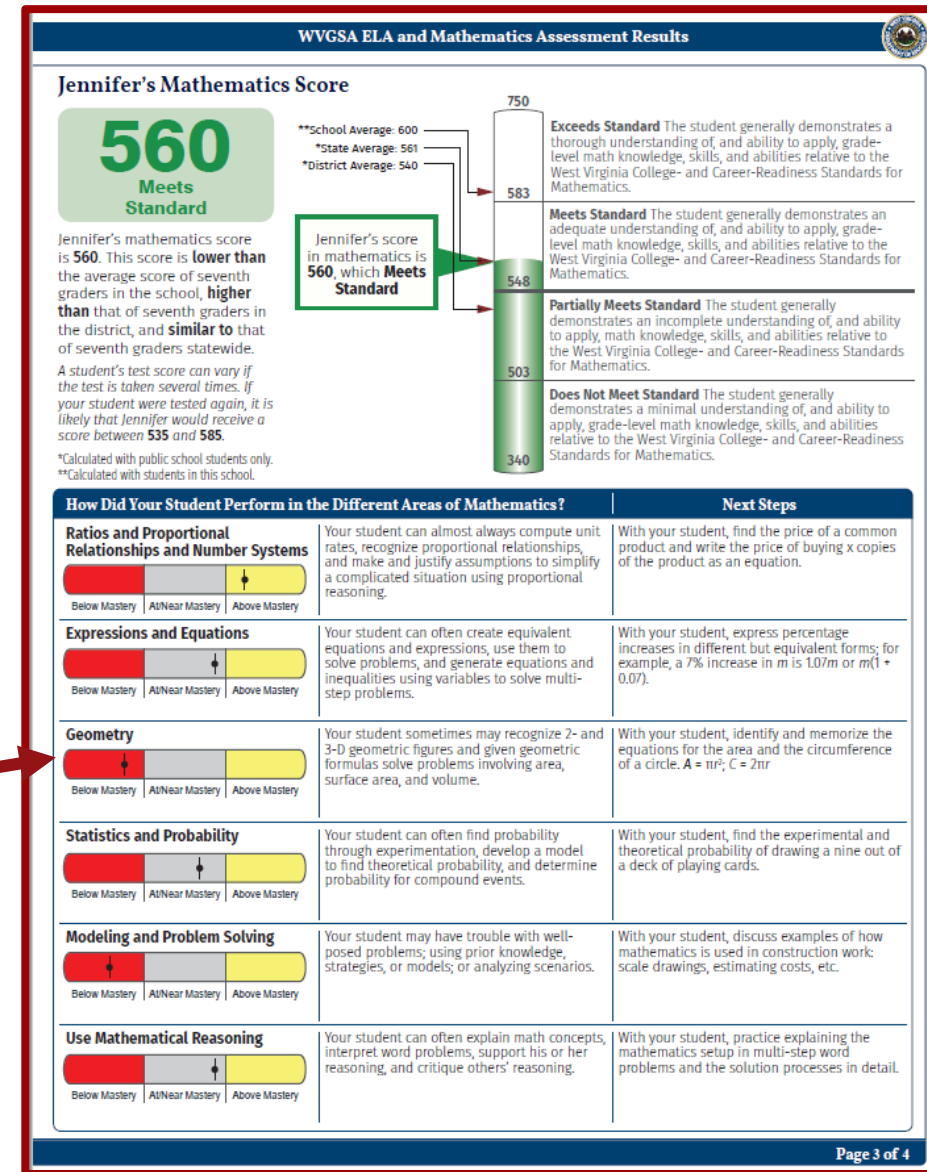
- Your student's performance in the different reporting categories for mathematics (Note: this is a Grade 5 example; reporting categories for your student's grade may be different.)
 - Rations and Proportional Relationships and Number Systems
 - Expressions and Equations



Page 3 of this score report is all about your student's mathematics score.

You will find:

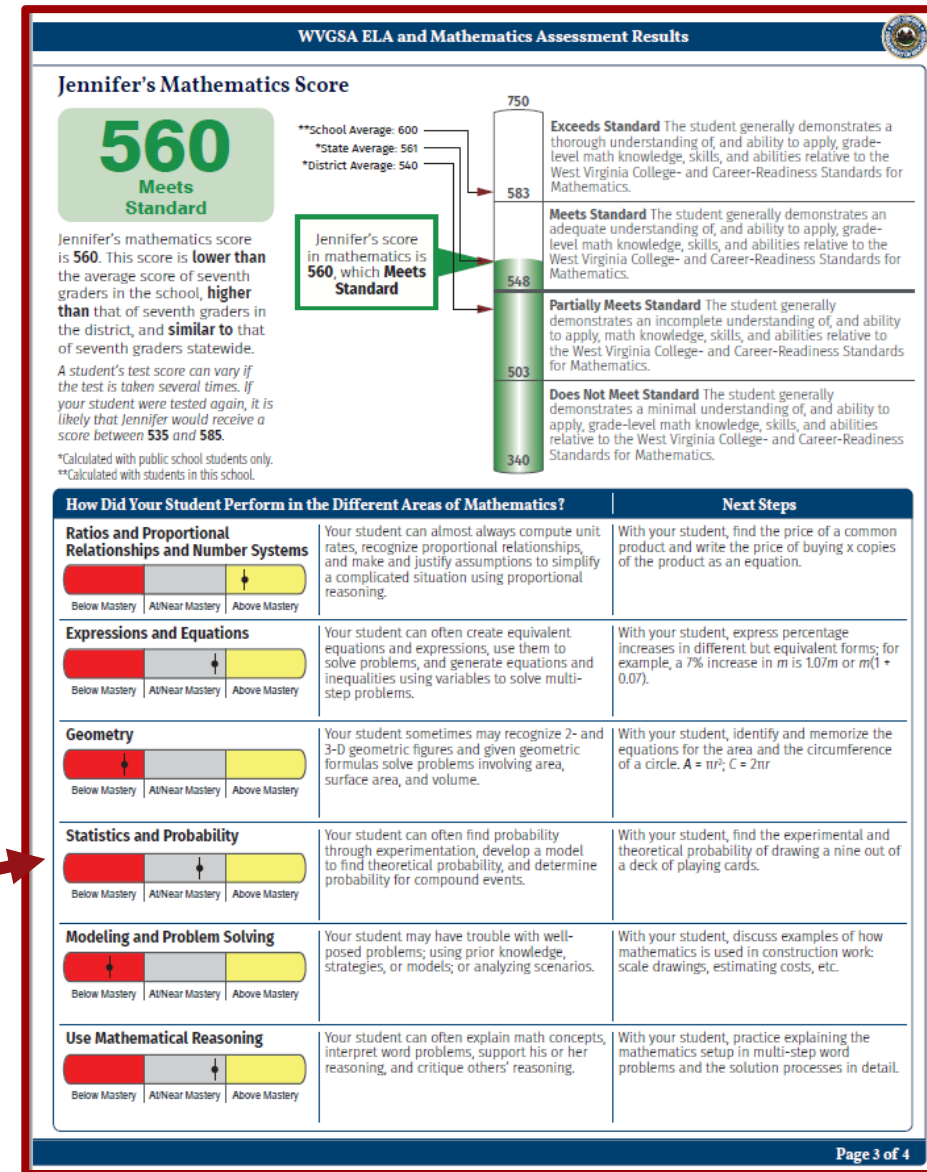
- Your student's performance in the different reporting categories for mathematics (Note: this is a Grade 5 example; reporting categories for your student's grade may be different.)
 - Ratios and Proportional Relationships and Number Systems
 - Expressions and Equations
 - Geometry



Page 3 of this score report is all about your student's mathematics score.

You will find:

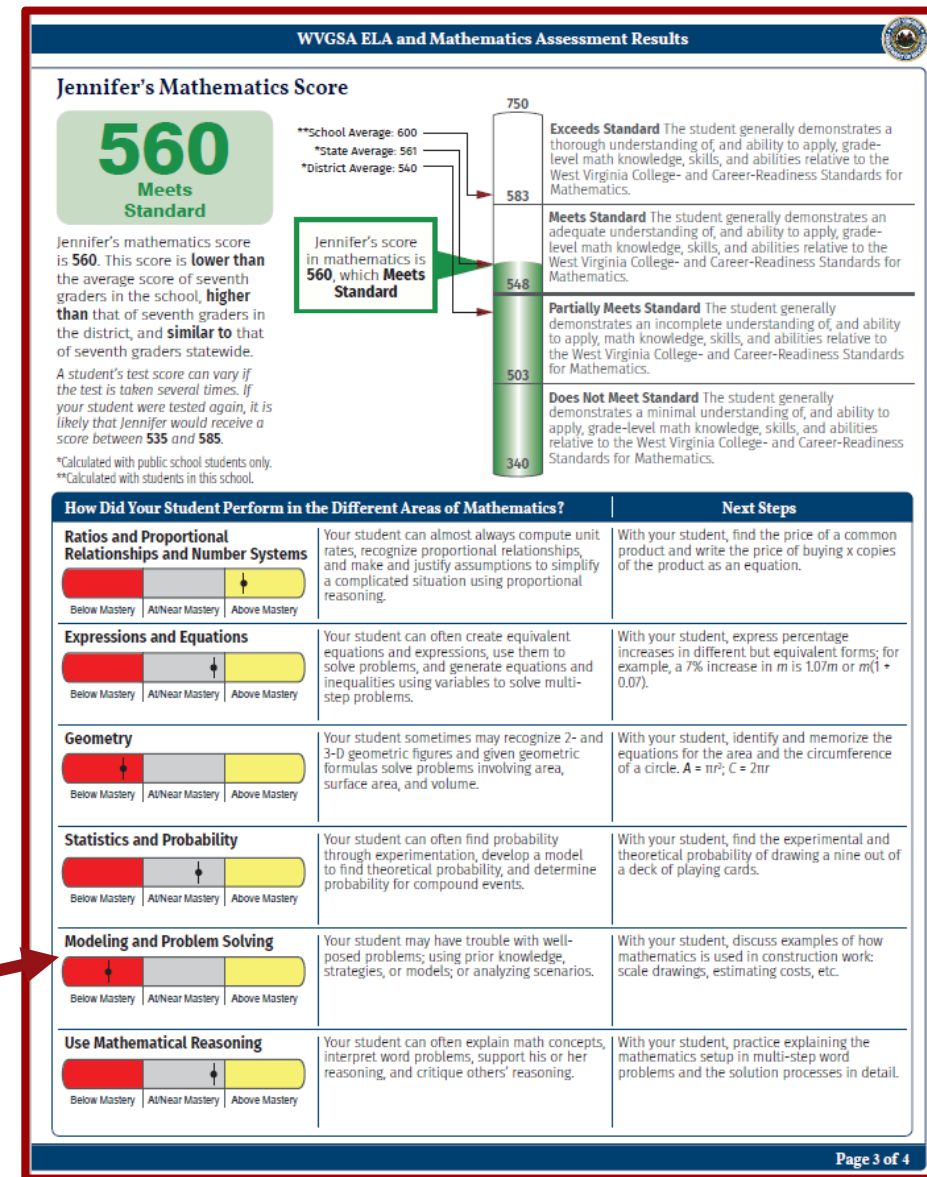
- Your student's performance in the different reporting categories for mathematics (Note: this is a Grade 5 example; reporting categories for your student's grade may be different.)
 - Ratios and Proportional Relationships and Number Systems
 - Expressions and Equations
 - Geometry
 - Statistics and Probability



Page 3 of this score report is all about your student's mathematics score.

You will find:

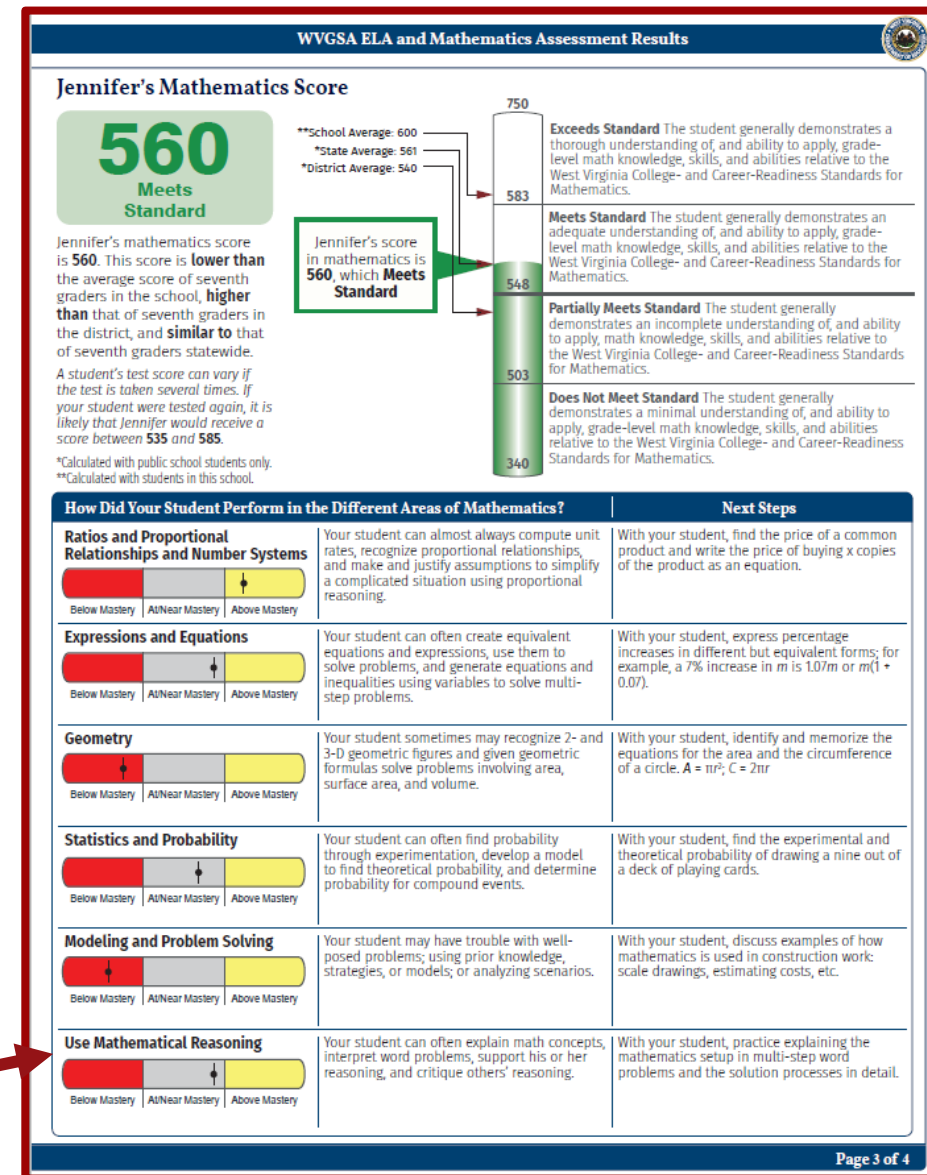
- Your student's performance in the different reporting categories for mathematics (Note: this is a Grade 5 example; reporting categories for your student's grade may be different.)
 - Ratios and Proportional Relationships and Number Systems
 - Expressions and Equations
 - Geometry
 - Statistics and Probability
 - Modeling and Problem Solving



Page 3 of this score report is all about your student's mathematics score.

You will find:

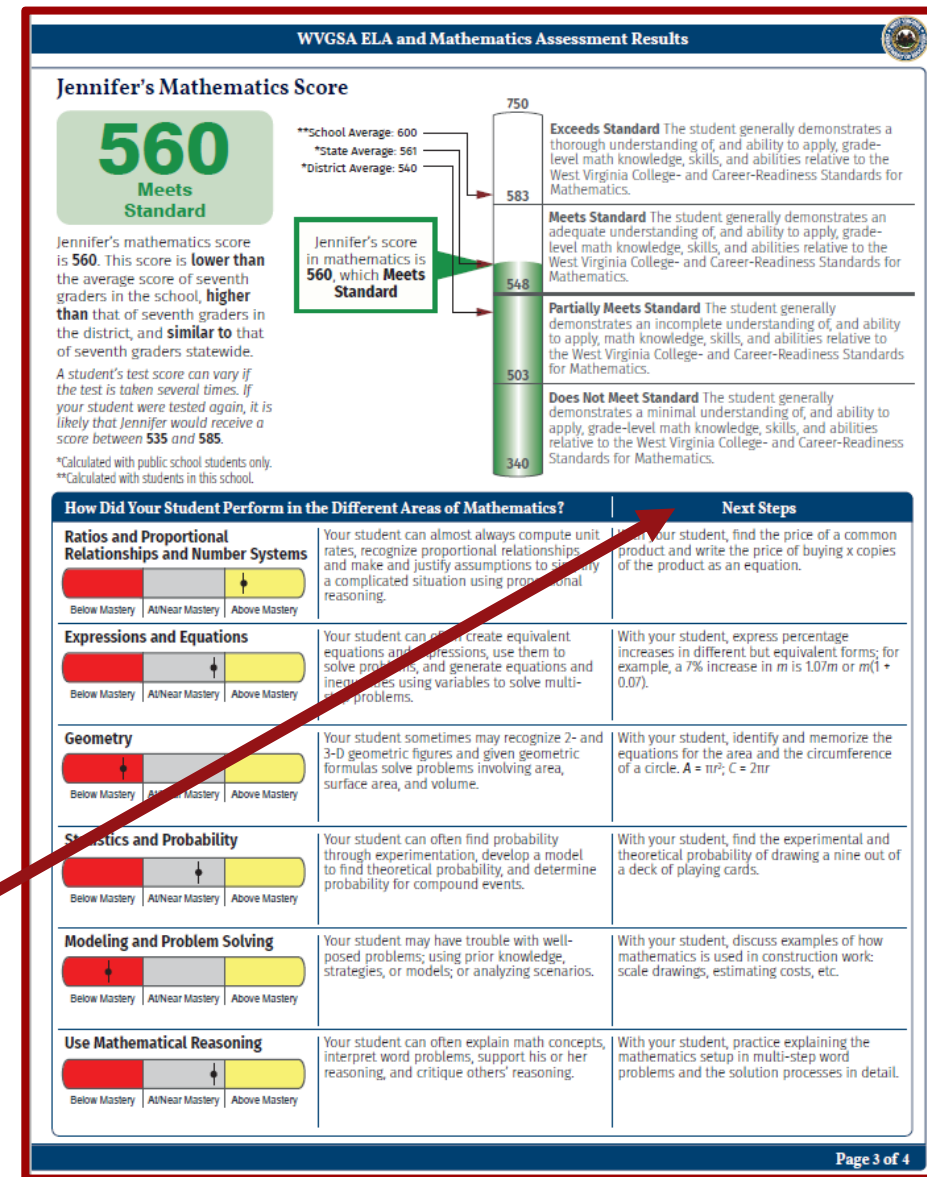
- Your student's performance in the different reporting categories for mathematics (Note: this is a Grade 5 example; reporting categories for your student's grade may be different.)
 - Ratios and Proportional Relationships and Number Systems
 - Expressions and Equations
 - Geometry
 - Statistics and Probability
 - Modeling and Problem Solving
 - Use Mathematical Reasoning



Page 3 of this score report is all about your student's mathematics score.

You will find:

- Your student's performance in the different reporting categories for mathematics (Note: This is a Grade 7 example; reporting categories for your student's grade may be different.)
 - Ratios and Proportional Relationships and Number Systems
 - Expressions and Equations
 - Geometry
 - Statistics and Probability
 - Modeling and Problem Solving
 - Use Mathematical Reasoning
- Suggested next steps for you and your student to complete at home for each of these reporting categories





West Virginia DEPARTMENT OF
EDUCATION

West Virginia General Summative Assessment Score Report

Page 4

Page 4 of this score report contains information about your student's Lexile and Quantile Measures. You will be receiving a separate Lexile and Quantile, which will give detailed information on these two measures and what to do with your student's scores.

WVGSA English Language Arts and Mathematics Assessment Results

Reported Lexile® Measure

700L

The number above provides your student's Lexile reading measure, which represents your student's reading ability on the Lexile scale. For more information about Lexile measures, be sure to view the supplemental Lexile and Quantile Parent Report your student received and visit www.lexile.com.

Reported Quantile® Measure

700Q

The number above provides your student's Quantile measure, which represents your student's ability to apply mathematical skills in areas such as numbers and operations, geometry and measurement. For more information about Quantile measures, be sure to view the supplemental Lexile and Quantile Parent Report your student received and visit www.quantiles.com.

Jennifer's Summative ELA Progress

This chart displays your student's performance in ELA assessments over time. It reports the proficiency level for the most recently completed tests in ELA (if available). You can use this information to determine your student's progress in ELA. The test was not administered in spring 2020.

	Grade 6 Spring 2021	Grade 7 Spring 2022
Exceeds Standard		
Meets Standard		Meets Standard
Partially Meets Standard	Partially Meets Standard	
Does Not Meet Standard		

Jennifer's Summative Mathematics Progress

This chart displays your student's performance in mathematics assessments over time. It reports the proficiency level for the most recently completed tests in mathematics (if available). You can use this information to determine your student's progress in mathematics. The test was not administered in spring 2020.

	Grade 6 Spring 2021	Grade 7 Spring 2022
Exceeds Standard		
Meets Standard		Meets Standard
Partially Meets Standard	Partially Meets Standard	
Does Not Meet Standard		

Frequently Asked Questions

Why is the West Virginia General Summative Assessment administered?
Each rigorous content area test is aligned to the state content standards and designed to provide information about students. The results from this test, along with your student's performance in the classroom, will give you a more accurate picture of your student's progress toward graduating high school equipped with the knowledge and skills necessary for success.

What information does the test provide?
The assessment is like an academic checkup. It helps teachers and parents/guardians see how students performed after a year of learning. The results can reveal areas where your student is excelling and where your student may need extra help. They also provide valuable information your student's school can use to improve student learning to ensure all students are ready for college and careers when they graduate high school.

Where can I find more information?
Information is available to help you better understand your student's test results. This information and additional resources are available from your student's school and by visiting <https://wvde.us/assessment/learn-more-about-testing>.

How should I use this report?
The student report can provide a basis for conversations with your student's teachers. Now is a good time to work together with your student, student's teacher, and principal to utilize the results, along with a variety of other factors, for help in making instructional decisions. As parents and guardians, your involvement is key to your student's success in the classroom and beyond.

West Virginia DEPARTMENT OF EDUCATION

Page 4 of 4

West Virginia Department of Education



To view resources visit:
wvde.us/LexilesandQuantiles/

[State Board of Education](#)[State Superintendent](#)[Support & Accountability](#)[Teaching & Learning](#)[CTE & Governor's Economic Initiatives](#)

Lexile® and Quantile® Measures in West Virginia

[Home](#) / [Lexile® and Quantile® Measures in West Virginia](#)

The Lexile® Framework for Reading, commonly referred to as the Lexile Framework, has been linked to the West Virginia General Summative Assessment (WVGSAs) in English Language Arts in grades 3 – 8. Similarly, The Quantile® Framework for Mathematics has been linked to the West Virginia General Summative Assessment in grades 3 – 8 (WVGSAs). In addition the Lexile® Framework and the Quantile® Framework has been linked to the SAT School Day exam delivered at grade 11. Students in West Virginia also may be receiving Lexile and Quantile measures from a variety of different tests and programs used by their local schools. With Lexile and Quantile measures, educators and parents can spur and support student learning.

What Is a Lexile measure?

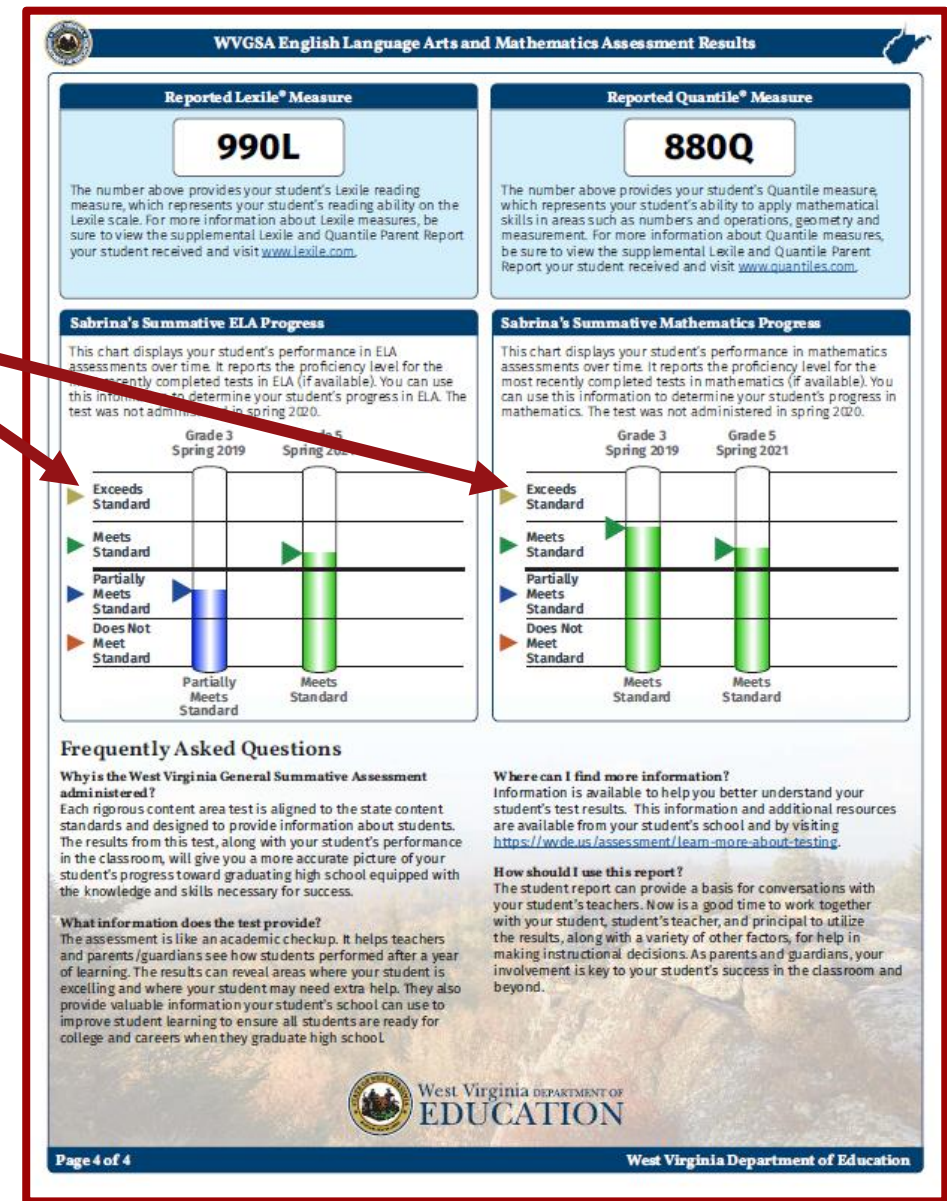
There are two kinds of Lexile measures: Lexile reader measures and Lexile text measures. Lexile reader measures describe how strong of a reader a student is. Lexile text measures describe how difficult, or complex, a text like a book or magazine article is. Lexile measures are expressed as numeric measures followed by an "L" (for example, 850L), and represent a position on the Lexile scale. Comparing a student's Lexile measure with the Lexile measure of what they are reading helps gauge the "fit" between a student's ability and the difficulty of text.

What is a Quantile measure?

Similar to Lexile measures, there are two types of Quantile measures: a measure for students and a measure for mathematical skills and concepts. The student measure describes what mathematics the student already understands and what the student is ready to learn in the future. The skill measure describes the difficulty, or demand, in learning a skill. Quantile measures help educators and parents target instruction and monitor student growth toward learning standards and the mathematical demands of college and careers.

[Lexile Overview](#)[Quantile Overview](#)

Page 4 of this score report also contains trend graphs illustrating your student's progress toward proficiency in ELA and mathematics. If your student took the WVGSA in 2019, you will have performance information for 2019 and 2021. If your student did not take the assessment in 2019, you will only have information for 2021.



Page 4 also contains some Frequently Asked Questions.

WVGS English Language Arts and Mathematics Assessment Results

Reported Lexile® Measure

700L

The number above provides your student's Lexile reading measure, which represents your student's reading ability on the Lexile scale. For more information about Lexile measures, be sure to view the supplemental Lexile and Quantile Parent Report your student received and visit www.lexile.com.

Reported Quantile® Measure

700Q

The number above provides your student's Quantile measure, which represents your student's ability to apply mathematical skills in areas such as numbers and operations, geometry and measurement. For more information about Quantile measures, be sure to view the supplemental Lexile and Quantile Parent Report your student received and visit www.quantiles.com.

Jennifer's Summative ELA Progress

This chart displays your student's performance in ELA assessments over time. It reports the proficiency level for the most recently completed tests in ELA (if available). You can use this information to determine your student's progress in ELA. The test was not administered in spring 2020.

	Grade 6 Spring 2021	Grade 7 Spring 2022
Exceeds Standard		
Meets Standard		
Partially Meets Standard		
Does Not Meet Standard		
	Partially Meets Standard	Meets Standard

Jennifer's Summative Mathematics Progress

This chart displays your student's performance in mathematics assessments over time. It reports the proficiency level for the most recently completed tests in mathematics (if available). You can use this information to determine your student's progress in mathematics. The test was not administered in spring 2020.

	Grade 6 Spring 2021	Grade 7 Spring 2022
Exceeds Standard		
Meets Standard		
Partially Meets Standard		
Does Not Meet Standard		
	Partially Meets Standard	Meets Standard

Frequently Asked Questions

Why is the West Virginia General Summative Assessment administered?

Each rigorous content area test is aligned to the state content standards and designed to provide information about students. The results from this test, along with your student's performance in the classroom, will give you a more accurate picture of your student's progress toward graduating high school equipped with the knowledge and skills necessary for success.

What information does the test provide?

The assessment is like an academic checkup. It helps teachers and parents/guardians see how students performed after a year of learning. The results can reveal areas where your student is excelling and where your student may need extra help. They also provide valuable information your student's school can use to improve student learning to ensure all students are ready for college and careers when they graduate high school.

Where can I find more information?

Information is available to help you better understand your student's test results. This information and additional resources are available from your student's school and by visiting <https://wvde.us/assessment/learn-more-about-testing>.


How should I use this report?

The student report can provide a basis for conversations with your student's teachers. Now is a good time to work together with your student, student's teacher, and principal to utilize the results, along with a variety of other factors, for help in making instructional decisions. As parents and guardians, your involvement is key to your student's success in the classroom and beyond.

West Virginia DEPARTMENT OF EDUCATION

Page 4 of 4

West Virginia Department of Education

 West Virginia DEPARTMENT OF EDUCATION

PAGE 4 – FAQs



West Virginia DEPARTMENT OF
EDUCATION

West Virginia General Summative Assessment Score Report

Science Insert – Front

Student Name: John Doe
 Student ID: 77777777
 Grade: 05
 Test Date: Spring 2022

School: Sample School (077-077-701)
 District: Sample County (077)

West Virginia DEPARTMENT OF EDUCATION

West Virginia General Summative Science Assessment Results


In Spring 2022, John participated in the administration of the West Virginia General Summative Assessment. The West Virginia Department of Education is pleased to provide you this report on John's performance on the science test.

These online tests are designed to measure student performance on our science standards in Grades 5 and 8.

The results from these assessments are an important component of how schools assess students' achievement from the previous school year and plan to assist students in the current school year.

This two-page report includes John's individual student results for the science test taken this past spring. While information in this report is reflective of the last school year, the information is vital to improving John's achievement during this school year.

We encourage you to use this report to start a conversation about John's progress in school so together we can provide the best education for our students as we address learning gaps that might exist.

Sincerely,

 W. Clayton Burch
 State Superintendent of Schools

Grade 5
 2021-2022

Frequently Asked Questions

Why is the WV GSA Science administered?
 The test is given in Grades 5 and 8 and is designed to assess your student's knowledge of 3-5 and 6-8 science content standards respectively. Results from the test together with classroom performance creates an accurate picture of your student's progress toward graduation and college and career readiness.

What information does the test provide?
 The test is like an academic checkup. It helps parents/guardians and teachers see how students performed and can reveal areas where your student is excelling or needs help. The results can be used by the school to make changes to ensure all students are ready for college and careers when they graduate.

How should I use this report?
 The report provides a basis for conversations with your student's teachers and principal about science instruction. As parents and guardians, your involvement is key to your student's success in the classroom and beyond. Additional resources are available from your student's school and by visiting <https://wvde.us/assessment/learn-more-about-testing/>.

For additional information:
www.wvde.us/assessment

Page 1 of 2

West Virginia Department of Education

The front page of the Science Insert contains:

- Student demographic information
- A greeting from the State Superintendent of Schools
- Frequently Asked Questions



West Virginia DEPARTMENT OF
EDUCATION

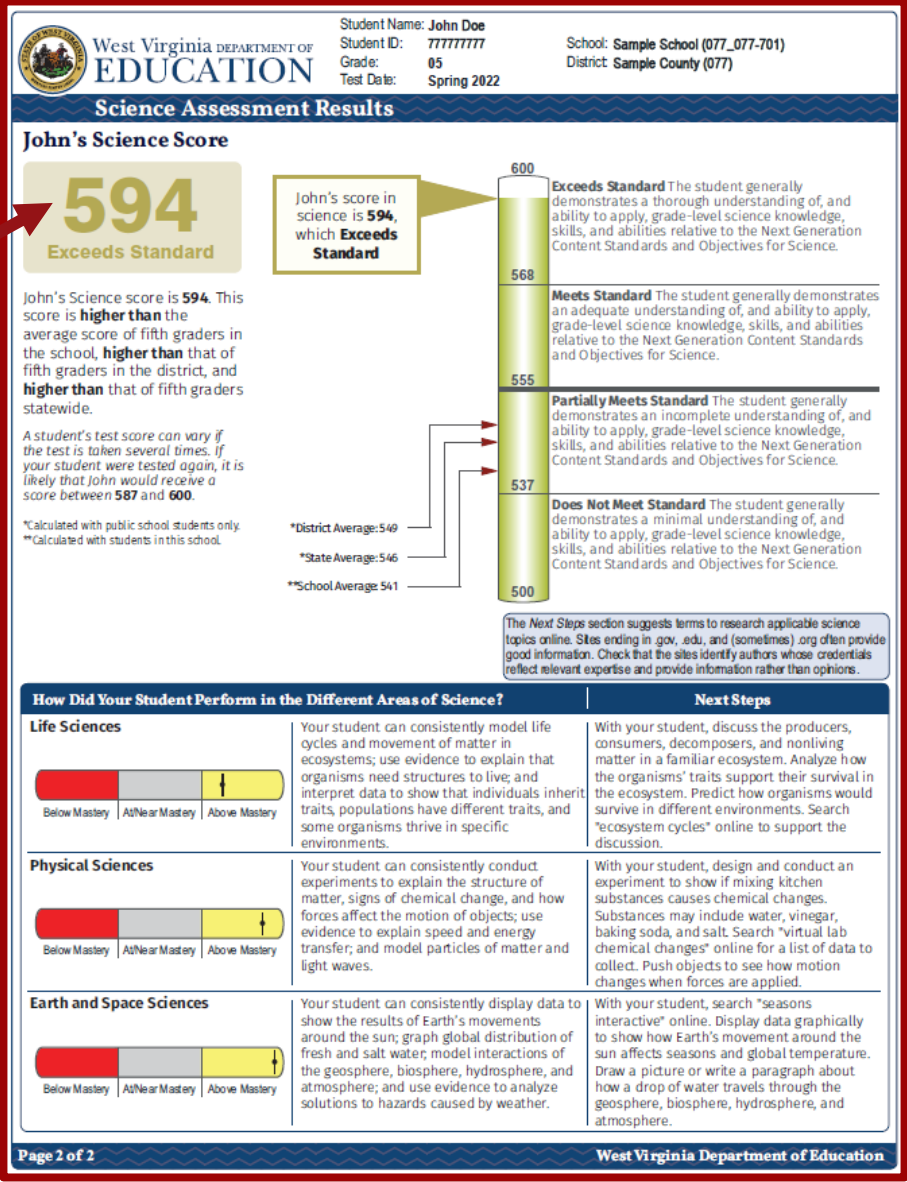
West Virginia General Summative Assessment Score Report

Science Insert – Back

The back of the Science Insert is all about your student's science score.

You will find:

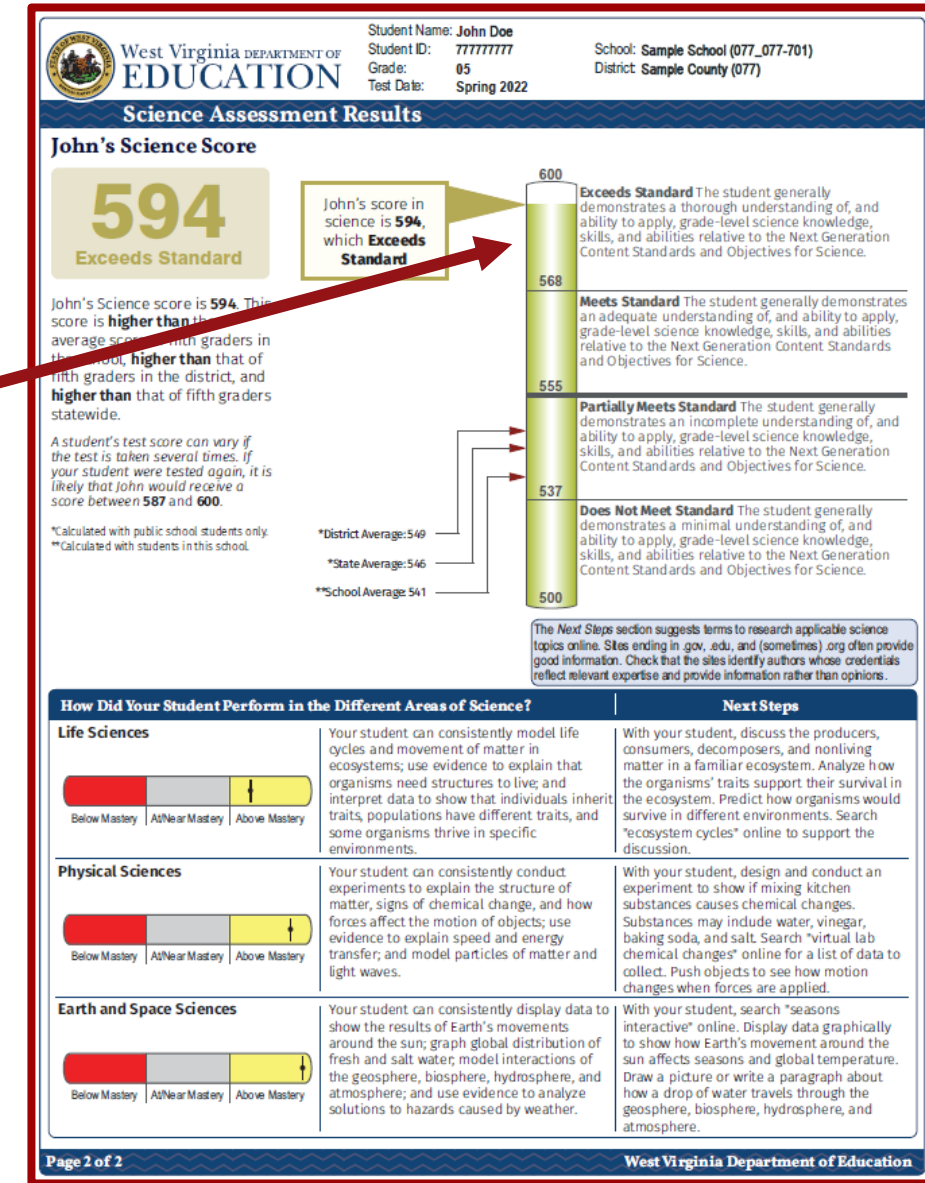
- Your student's science score and achievement level



The back of the Science Insert is all about your student's science score.

You will find:

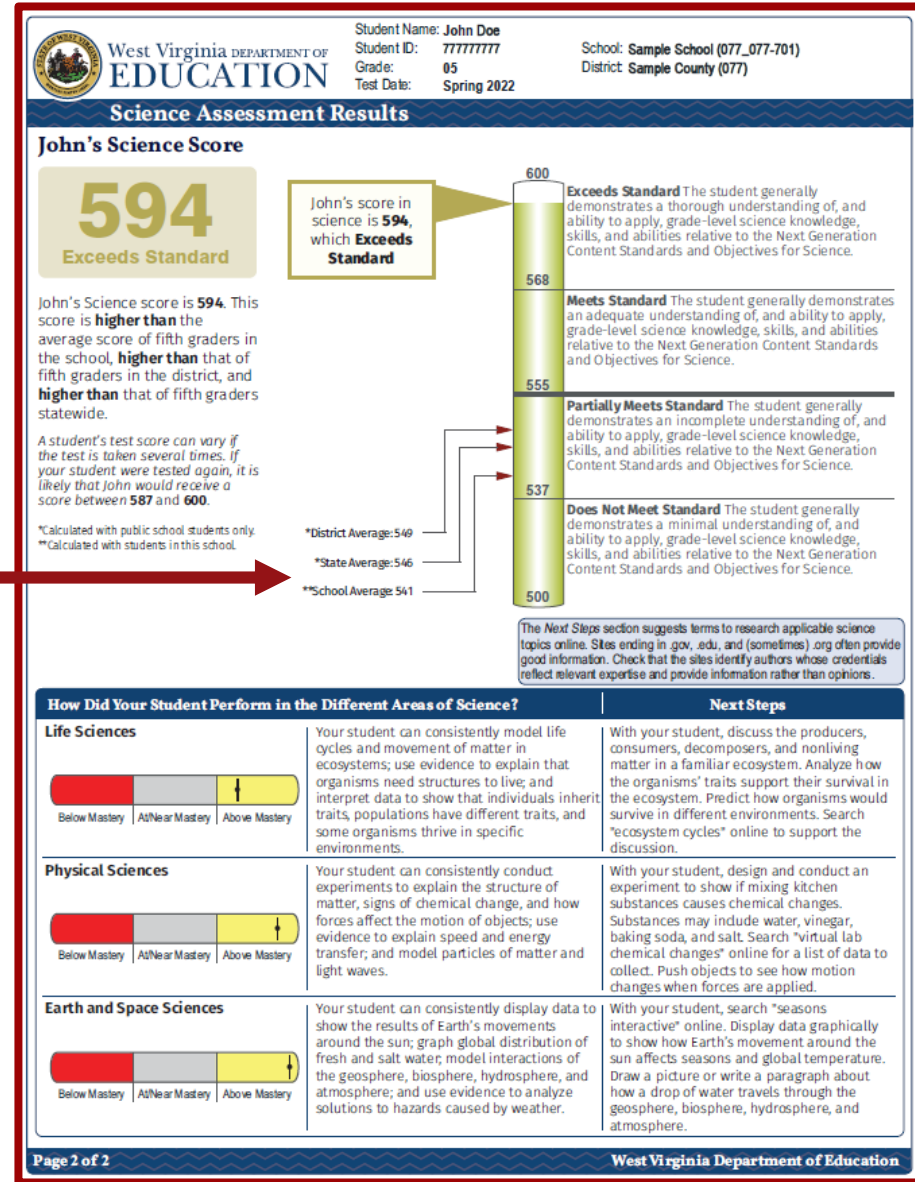
- Your student's science score and achievement level
- Your student's achievement level description



The back of the Science Insert is all about your student's science score.

You will find:

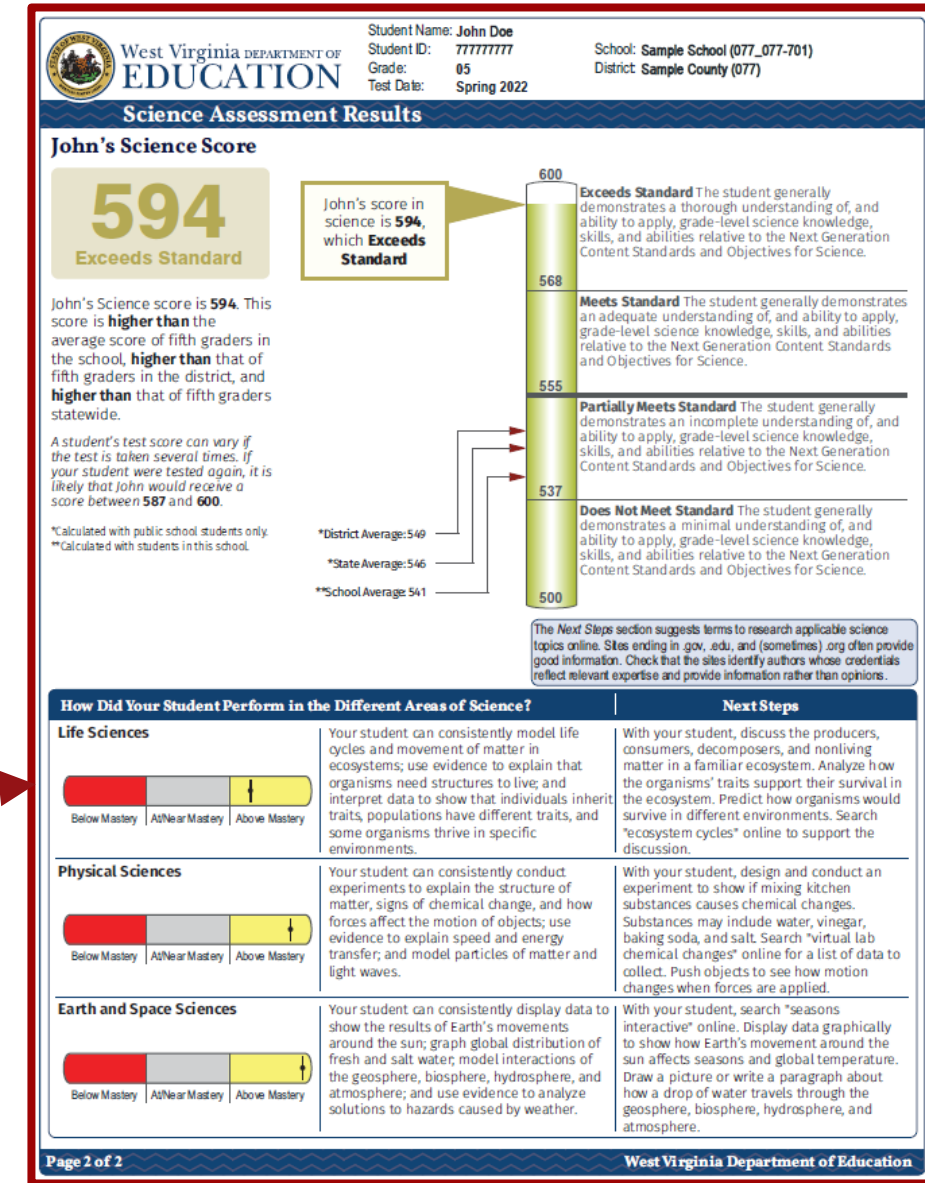
- Your student's science score and achievement level
- Your student's achievement level description
- The average science scores for your student's grade at the school level, the district/county level, and the state level



The back of the Science Insert is all about your student's science score.

You will find:

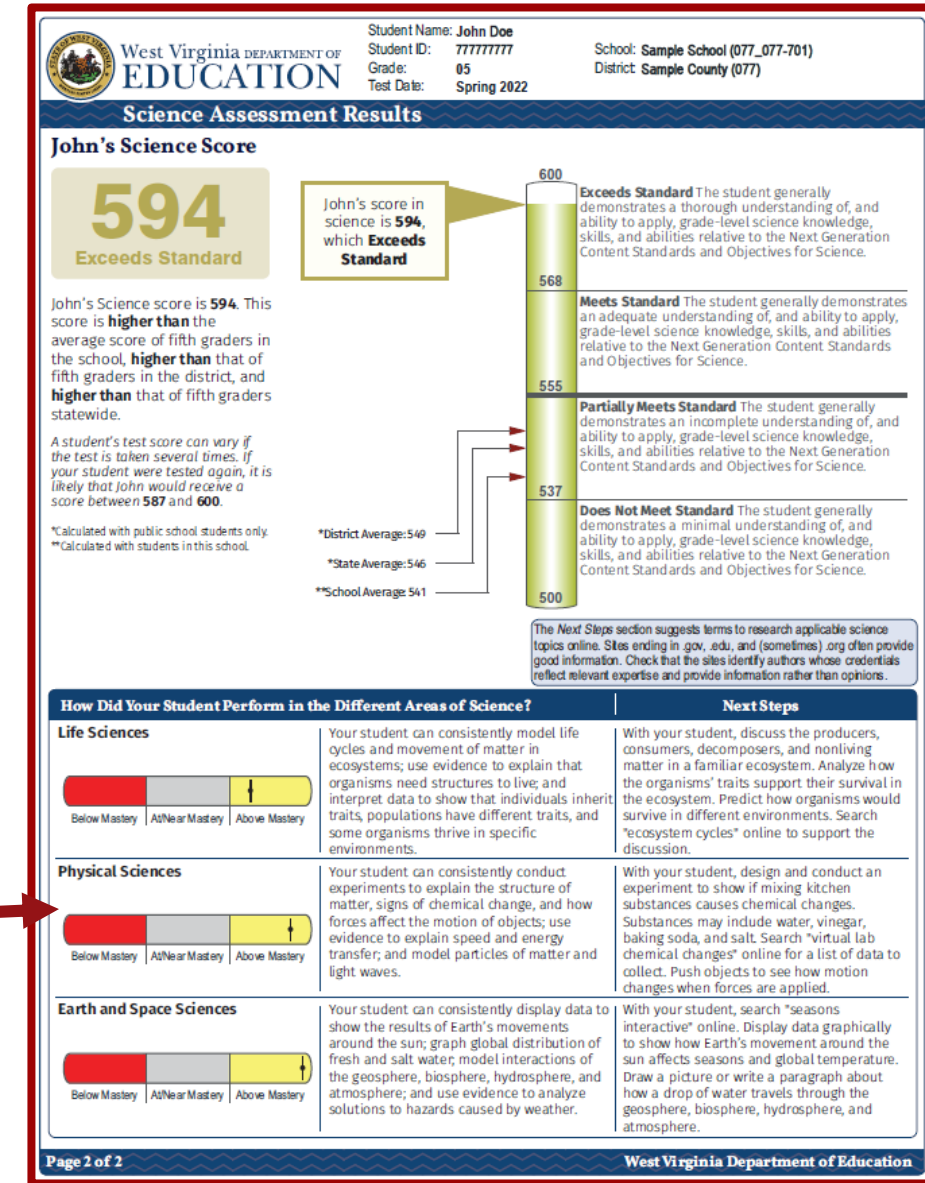
- Your student's science score and achievement level
- Your student's achievement level description
- The average science scores for your student's grade at the school level, the district/county level, and the state level
- Your student's performance in the different reporting categories for science
 - Life Sciences



The back of the Science Insert is all about your student's science score.

You will find:

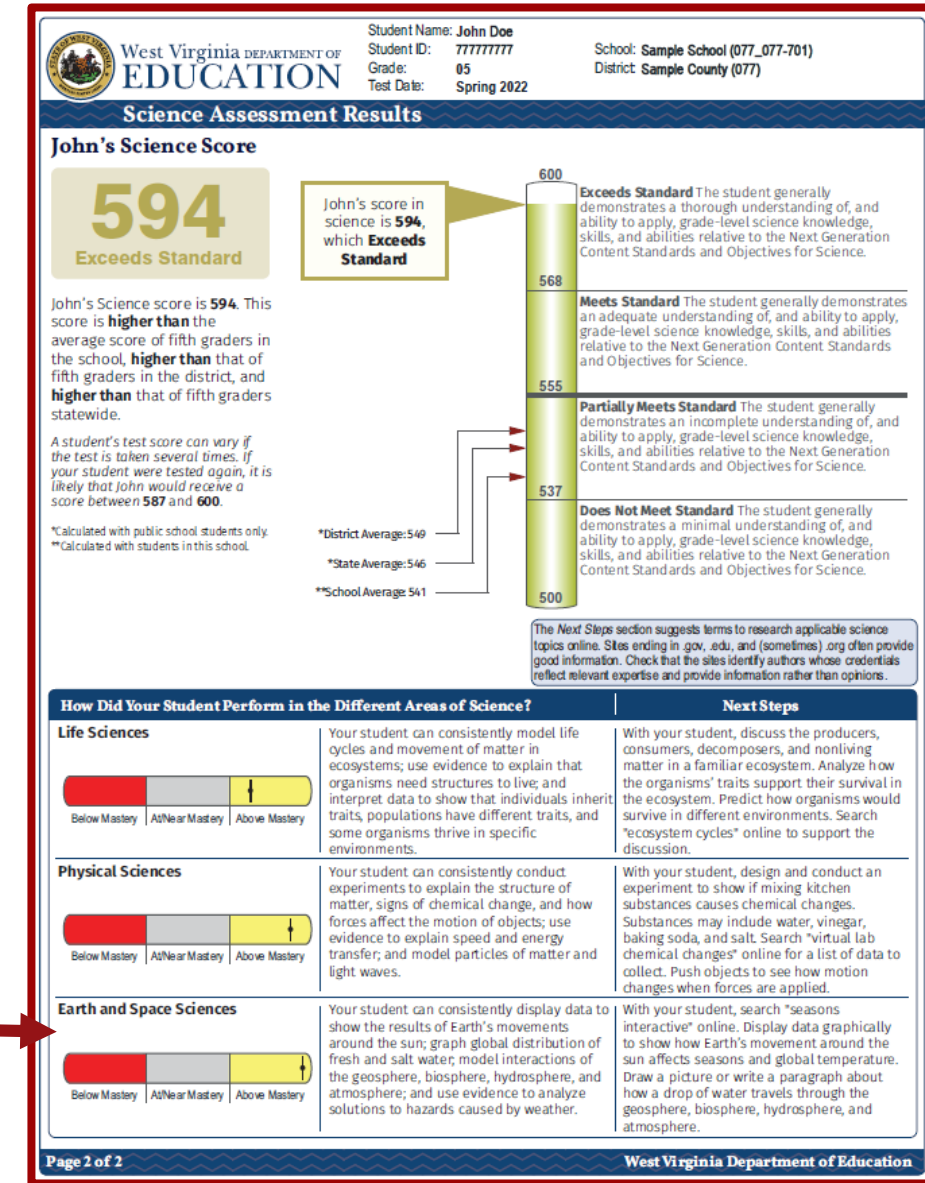
- Your student's science score and achievement level
- Your student's achievement level description
- The average science scores for your student's grade at the school level, the district/county level, and the state level
- Your student's performance in the different reporting categories for science
 - Life Sciences
 - Physical Sciences



The back of the Science Insert is all about your student's science score.

You will find:

- Your student's science score and achievement level
- Your student's achievement level description
- The average science scores for your student's grade at the school level, the district/county level, and the state level
- Your student's performance in the different reporting categories for science
 - Life Sciences
 - Physical Sciences
 - Earth and Space Sciences



The back of the Science Insert is all about your student's science score.

You will find:

- Your student's science score and achievement level
- Your student's achievement level description
- The average science scores for your student's grade at the school level, the district/county level, and the state level
- Your student's performance in the different reporting categories for science
 - Life Sciences
 - Physical Sciences
 - Earth and Space Sciences
- Suggested next steps for you and your student to complete at home for each of these reporting categories

